

2022–23 FAFSA[®] Form on StudentAid.gov Preview Presentation

September 2021

TOPICS

- [Overview](#)
- [Home and Log In Views](#)
- [Dependent Student With Parental Data View](#)
- [Independent Student View](#)
- [My FAFSA[®] View](#)
- [SAR View](#)
- [FAFSA[®] Corrections View](#)
- [Auto-Zero EFC \(Skipping the Remaining Financial Questions\) View](#)
- [Special Circumstances View](#)
- [Special Circumstance–Unsubsidized Loan Only View](#)
- [Homeless Circumstance View](#)
- [Additional Resources View](#)

OVERVIEW

- The 2022–23 *Free Application for Federal Student Aid* (FAFSA®) form preview presentation provides screenshots that financial aid professionals, mentors, and counselors can use as a guide for the 2022–23 web application. The screenshots and information provided can be used to create/modify presentations for professional trainings and high school nights.
- The screenshots are intended to show the majority of the questions displayed on the FAFSA form; however, most applicants and/or parents are unlikely to need to answer all the questions when completing the form.
- The screenshots used in this presentation show examples of what the FAFSA® form will look like.
- The 2022–23 version of the FAFSA® form will be available for applicants to use on Oct. 1, 2021.
- The 2022–23 web demonstration site will be available on Sept. 27, 2021.

OVERVIEW (CONTINUED, PART 2)

The following are key features of the FAFSA® form on StudentAid.gov:

- Students and parents may begin, complete, and submit a new or renewal FAFSA form for the 2022–23 FAFSA form processing cycle.
- Students and parents who are eligible may use the IRS Data Retrieval Tool (IRS DRT) to electronically transfer federal tax return information into a FAFSA form.
- Students and parents may be eligible to transfer their FAFSA information into a state aid application. Participating states include Iowa, Minnesota, Mississippi, New Jersey, New York, Pennsylvania, and Vermont.
- Parents that have multiple students who need to file an application may be eligible to transfer their FAFSA information into a new application from the original student's confirmation page.
- Students will be able to view additional information about the schools they selected on their FAFSA form for easy comparison of schools.
- Students and parents can correct or update an application once it is been processed.
- Students and parents can save an application and resume where they left off on the myStudentAid mobile app and vice versa.

FAFSA[®] Home and Log In Views

StudentAid.gov Home

The screenshot shows the Federal Student Aid website home page. At the top, there is a navigation bar with the following elements: a small American flag icon followed by the text "An official website of the United States government"; the "Federal Student Aid" logo with the tagline "AN OFFICE OF THE U.S. DEPARTMENT OF EDUCATION"; and five main navigation categories: "UNDERSTAND AID", "APPLY FOR AID", "COMPLETE AID PROCESS", "MANAGE LOANS", and "Log In | Create Account" (with a search icon). On the right side of the navigation bar, there are links for "Help Center" and "English | Español".

The main content area features a large dark teal background with the headline "You Are America's Smartest Investment" in white. Below the headline, a paragraph states: "The U.S. Department of Education's office of Federal Student Aid provides more than \$120 billion in financial aid to help pay for college or career school each year." To the right of this text is a white button labeled "Log In" and a link labeled "Create Account".

At the bottom of the page, there are four teal-colored boxes, each representing a user's current status:

- Considering School**: *I'm thinking about going to college or a career school.*
- In School**: *I'm in the process of earning a degree or certificate.*
- Parent**: *I want to help my child pay for college.*
- In Repayment**: *I have loans I need to repay.*

Apply for Aid

An official website of the United States government. Help Center English | Español

Federal StudentAid AN OFFICE OF THE U.S. DEPARTMENT OF EDUCATION

UNDERSTAND AID ▾ APPLY FOR AID ▾ COMPLETE AID PROCESS ▾ MANAGE LOANS ▾ Log In | Create Account 🔍

- Complete the FAFSA® Form
 - FAFSA Deadlines
 - Filling Out the FAFSA Form
 - Reviewing and Correcting Your FAFSA Form
 - Renewing Your FAFSA Form
- Apply for a PLUS Loan
 - Apply for a Grad PLUS Loan
 - Apply for a Parent PLUS Loan
 - Endorse a PLUS Loan
 - Appeal a Credit Decision
 - Complete PLUS Credit Counseling

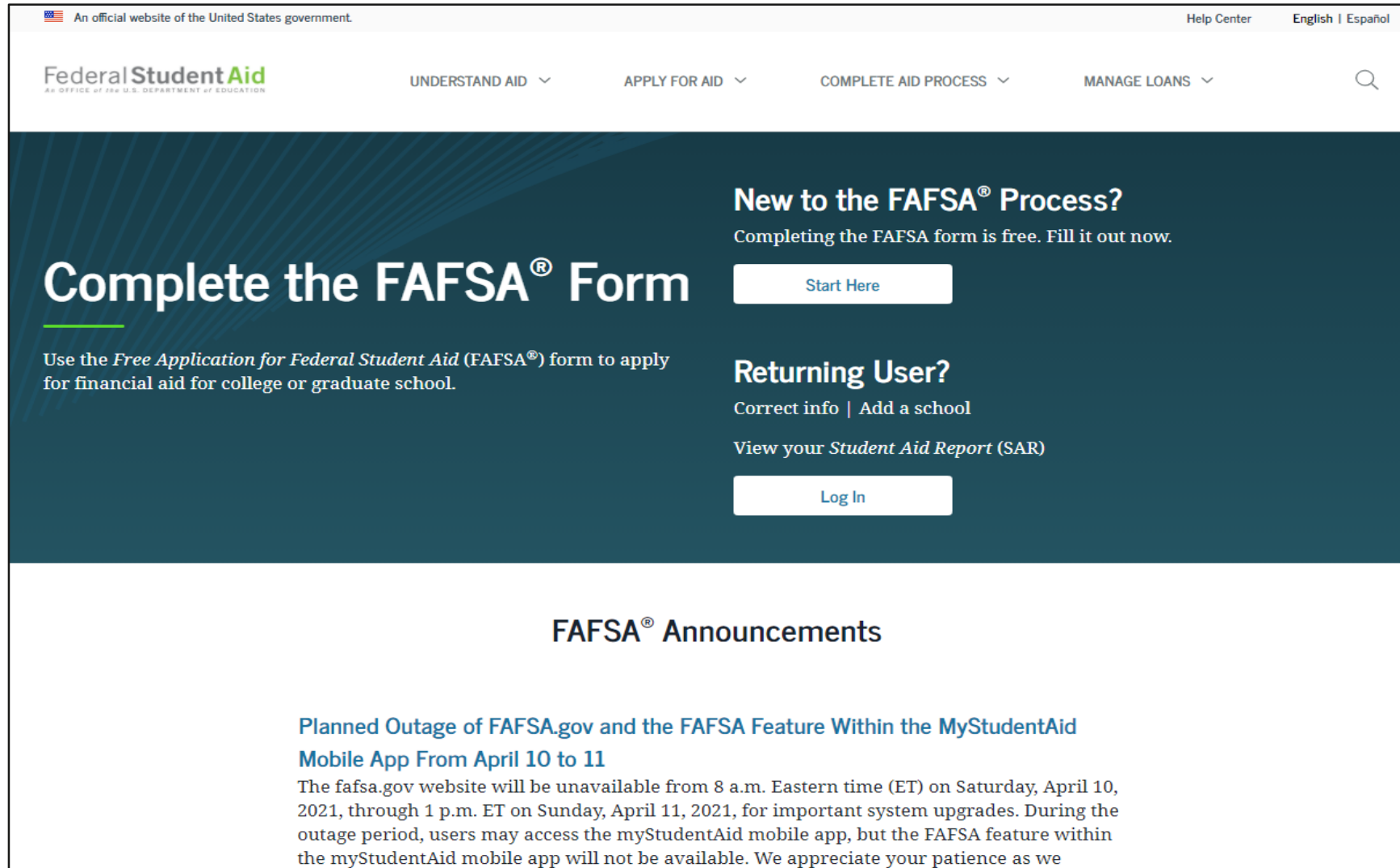
The U.S. Department of Education's office of Federal Student Aid provides more than \$120 billion in financial aid to help pay for college or career school each year.

[Log In](#)

[Create Account](#)

- Considering School**
I'm thinking about going to college or a career school.
- In School**
I'm in the process of earning a degree or certificate.
- Parent**
I want to help my child pay for college.
- In Repayment**
I have loans I need to repay.

FAFSA® Form Welcome Page



The screenshot shows the FAFSA Form Welcome Page. At the top, there is a navigation bar with the Federal Student Aid logo, a search icon, and menu items for 'UNDERSTAND AID', 'APPLY FOR AID', 'COMPLETE AID PROCESS', and 'MANAGE LOANS'. The main content area has a dark blue background with the heading 'Complete the FAFSA® Form' and a sub-heading 'New to the FAFSA® Process?'. Below this, there are two columns of text and buttons. The left column contains the text 'Use the Free Application for Federal Student Aid (FAFSA®) form to apply for financial aid for college or graduate school.' The right column contains the text 'Completing the FAFSA form is free. Fill it out now.' and a 'Start Here' button. Below this, there is another section for 'Returning User?' with the text 'Correct info | Add a school' and 'View your Student Aid Report (SAR)', and a 'Log In' button. At the bottom, there is a section for 'FAFSA® Announcements' with a heading 'Planned Outage of FAFSA.gov and the FAFSA Feature Within the MyStudentAid Mobile App From April 10 to 11' and a paragraph of text.

An official website of the United States government. Help Center English | Español

Federal StudentAid
AN OFFICE OF THE U.S. DEPARTMENT OF EDUCATION

UNDERSTAND AID ▾ APPLY FOR AID ▾ COMPLETE AID PROCESS ▾ MANAGE LOANS ▾

Complete the FAFSA® Form

Use the *Free Application for Federal Student Aid* (FAFSA®) form to apply for financial aid for college or graduate school.

New to the FAFSA® Process?

Completing the FAFSA form is free. Fill it out now.

Start Here

Returning User?

Correct info | Add a school

View your *Student Aid Report* (SAR)

Log In

FAFSA® Announcements




Planned Outage of FAFSA.gov and the FAFSA Feature Within the MyStudentAid Mobile App From April 10 to 11

The fafsa.gov website will be unavailable from 8 a.m. Eastern time (ET) on Saturday, April 10, 2021, through 1 p.m. ET on Sunday, April 11, 2021, for important system upgrades. During the outage period, users may access the myStudentAid mobile app, but the FAFSA feature within the myStudentAid mobile app will not be available. We appreciate your patience as we

Role Selection

Welcome to the FAFSA® Form

Tell us about yourself. [? Help](#) [C-> Exit FAFSA Form](#)

- I am a student and want to access the FAFSA form. 
- I am a parent filling out a FAFSA form for a student. 
- I am a preparer helping a student fill out his or her FAFSA form. 


OMB No. 1845-0001 • Form Approved • App. Exp. 8/31/2022

Role Selection

The screenshot shows the 'Welcome to the FAFSA® Form' page. The main heading is 'Welcome to the FAFSA® Form' in white text on a dark teal background. Below this, the instruction 'Tell us about yourself.' is displayed in black. To the right of this instruction are links for 'Help' (with a question mark icon) and 'Exit FAFSA Form' (with an external link icon). A large white box contains the role selection options. The first option is 'I am a student and want to access the FAFSA form.', which is selected with a blue radio button and accompanied by a graduation cap icon. Below this option are three buttons: 'Log In to Continue' (a solid blue button), 'Create an FSA ID' (a blue text link), and 'or' (a blue text link). Below these is the instruction 'Use personal identifiers to access the FAFSA form.' with two horizontal lines for input. At the bottom of the page, a partially visible option 'Let a parent fill out a FAFSA form for a student' is shown with a radio button and a graduation cap icon.

Welcome to the FAFSA® Form

Tell us about yourself. [? Help](#) [↗ Exit FAFSA Form](#)


I am a student and want to access the FAFSA form. 

[Log In to Continue](#)

[Create an FSA ID](#)

or

Use personal identifiers to access the FAFSA form.

Let a parent fill out a FAFSA form for a student. 

Role Selection

Use personal identifiers to access the FAFSA form.

Enter your personal identifiers.

Your First Name

 ?

Your Full Last Name

 ?

Your Date of Birth

Month	Day	Year
<input type="text" value="12"/>	<input type="text" value="12"/>	<input type="text" value="2002"/> ?

Your Social Security Number

 ?

If you, the student, do not have a Social Security number because you are a citizen of a trust territory and this is your first time filling out the FAFSA form, enter 666 in this field.


If you are a returning trust territory student who has previously submitted the FAFSA form, enter the entire 666 number we previously assigned to you.

[I am from a freely associated state.](#)



Log In Page

Log In

FSA ID Username, Email, or Mobile Phone

 
[Forgot My Username](#)

Password

  [Show Password](#) 
[Forgot My Password](#)

[Log In](#)

or

[Create an Account](#)

Dependent Student with Parental Data

Personal Information for Student

✓
Student Demographics

✓
School Selection

✓
Dependency Status

4
Parent Demographics

5
Parent Financials

6
Student Financials

7
Sign & Submit

STUDENT INFORMATION

Personal Information for Student

ℹ Because the FAFSA® form belongs to the student, "you" and "your" always (unless otherwise noted) refer to the student.

Your Social Security Number

***-**-1519

Your First Name

TestE ?

Your Middle Initial

?

Your Last Name

Perez ?

Your Date of Birth

<small>Month</small>	<small>Day</small>	<small>Year</small>
<small>02</small>	<small>05</small>	<small>2001</small> <small>?</small>

Previous

Continue

Student Email and Phone

The screenshot shows a multi-step application process. At the top, a progress bar contains seven steps: 'Student Demographics' (checked), 'School Selection' (checked), 'Dependency Status' (checked), 'Parent Demographics' (current step, highlighted with a blue circle and number 4), 'Parent Financials' (5), 'Student Financials' (6), and 'Sign & Submit' (7). Below the progress bar, the page title is 'STUDENT INFORMATION' followed by 'Student Email and Phone'. There are three input fields: 'Your Email Address' (containing 'test595011519@test.com'), 'Reenter Your Email Address' (containing 'test595011519@test.com'), and 'Your Telephone Number' (empty). Each field has a help icon (question mark in a circle) to its right. At the bottom, there are two buttons: 'Previous' and 'Continue'.

Student Demographics ✓ School Selection ✓ Dependency Status ✓ **4** Parent Demographics 5 Parent Financials 6 Student Financials 7 Sign & Submit

STUDENT INFORMATION

Student Email and Phone

Your Email Address

 ⓘ

Reenter Your Email Address

 ⓘ

Your Telephone Number

Previous Continue

Student Address

Progress bar: Student Demographics (✓), School Selection (✓), Dependency Status (✓), Parent Demographics (4), Parent Financials (5), Student Financials (6), Sign & Submit (7)

STUDENT INFORMATION

Student Address

Your Permanent Mailing Address (include apt. number)

 ⓘ

Your City (and country, if not U.S.)

 ⓘ

Your State

 ⓘ

Your ZIP Code

 ⓘ


[Previous](#) [Continue](#)

Student Residency and Eligibility

The screenshot shows a progress bar at the top with seven steps: 1. Student Demographics (checked), 2. School Selection (checked), 3. Dependency Status (checked), 4. Parent Demographics (current step, highlighted with a blue circle), 5. Parent Financials (circled), 6. Student Financials (circled), and 7. Sign & Submit (circled).

STUDENT INFORMATION


Student Residency and Eligibility

Have you lived in New Hampshire for at least 5 years? 

Yes

No

Are you a U.S. citizen?



State of Legal Residence

✓
Student Demographics

✓
School Selection

✓
Dependency Status

④
Parent Demographics

⑤
Parent Financials

✓
Student Financials

⑦
Sign & Submit

STUDENT INFORMATION

Student Residency and Eligibility

What is your state of legal residence?

Alaska
v
?

Did you become a legal resident of Alaska before January 1, 2017? ?

Yes

No

When did you become a legal resident of Alaska?

Month	Year

?

Are you a U.S. citizen?

Yes, I am a U.S. citizen (or U.S. national).
v
?

Previous

Continue

Student Education

✓ Student Demographics ✓ School Selection ✓ Dependency Status ✓ Parent Demographics ✓ Parent Financials ✓ Student Financials 7 Sign & Submit

STUDENT INFORMATION

Student Education

What will your high school completion status be when you begin college in the 2022-23 school year?

High school diploma

What college degree or certificate will you be working on when you begin the 2022-23 school year?

1st bachelor's degree

Will you have your first bachelor's degree before you begin the 2022-23 school year?

Yes

No

What will your college grade level be when you begin the 2022-23 school year?

4th yr./senior

Are you interested in being considered for work-study?

Yes

No

Don't know

Previous Continue

Student Selective Service

The screenshot shows a progress bar at the top with seven steps: Student Demographics (checked), School Selection (checked), Dependency Status (checked), Parent Demographics (4), Parent Financials (5), Student Financials (6), and Sign & Submit (7). The main content area is titled "STUDENT INFORMATION" and "Student Selective Service". It contains two questions with radio button options and an informational message.

STUDENT INFORMATION

Student Selective Service

Are you male or female? ⓘ

Male

Female

i Most male citizens and immigrants must register with the Selective Service System to receive federal student aid.

Are you registered with the Selective Service System? ⓘ

Yes

No

[Previous](#) [Continue](#)

Student Driver's License

The screenshot shows a progress bar at the top with seven steps: Student Demographics (checked), School Selection (checked), Dependency Status (checked), Parent Demographics (4, active), Parent Financials (5), Student Financials (6), and Sign & Submit (7). Below the progress bar, the form is titled "STUDENT INFORMATION" and "Student Driver's License". It contains two input fields: "Your Driver's License Number (if you have one)" with a text box and a help icon, and "Your Driver's License State" with a dropdown menu showing "Select" and a help icon. At the bottom, there are "Previous" and "Continue" buttons.

Student Foster Care and Parent Education Completion

The screenshot shows a web form with a progress bar at the top. The progress bar has seven steps: 1. Student Demographics (checked), 2. School Selection (checked), 3. Dependency Status (checked), 4. Parent Demographics (active, highlighted with a blue circle), 5. Parent Financials (5 in a circle), 6. Student Financials (6 in a circle), and 7. Sign & Submit (7 in a circle). Below the progress bar, the form is titled "STUDENT INFORMATION" and "Student Foster Care and Parent Education Completion". It contains three questions: "Are you a foster youth or were you in the foster care system at any time?" with radio buttons for "Yes" and "No"; "What's the highest school completed by Parent 1?" with a dropdown menu showing "Select"; and "What's the highest school completed by Parent 2?" with a dropdown menu showing "Select". At the bottom, there are "Previous" and "Continue" buttons.

Student Eligibility Worksheet

The screenshot shows a progress bar at the top with seven steps: Student Demographics (checked), School Selection (checked), Dependency Status (checked), Parent Demographics (checked), Parent Financials (5), Student Financials (6), and Sign & Submit (7). The main content area is titled "STUDENT INFORMATION" and "Student Eligibility Worksheet". It contains two questions with radio button options. The first question is "Have you ever received federal student aid?" with "Yes" selected. The second question is "Have you been convicted of the possession or sale of illegal drugs for an offense that occurred while you were receiving federal student aid (grants, work-study funds, and/or loans)?" with "No" selected. At the bottom, there are "Previous" and "Continue" buttons.

Student Demographics ✓ School Selection ✓ Dependency Status ✓ Parent Demographics ✓ Parent Financials 5 Student Financials 6 Sign & Submit 7

STUDENT INFORMATION

Student Eligibility Worksheet

Have you ever received federal student aid? ⓘ

Yes
 No

Have you been convicted of the possession or sale of illegal drugs for an offense that occurred while you were receiving federal student aid (grants, work-study funds, and/or loans)? ⓘ

Yes
 No

Previous Continue

Search for High School

✓
Student Demographics

2
School Selection

3
Dependency Status

4
Parent Demographics

5
Parent Financials

6
Student Financials

7
Sign & Submit

STUDENT INFORMATION

Add Your High School

✓ Application was successfully saved.

i Because the FAFSA[®] form belongs to the student, "you" and "your" always (unless otherwise noted) refer to the student.

i To find your high school, enter the following criteria and select "Search."

State / Province / Territory

? My country is not listed

City - optional

High School Name - optional

Add Your High School Manually

✓ Student Demographics ✓ **School Selection** ③ Dependency Status ④ Parent Demographics ⑤ Parent Financials ⑥ Student Financials ⑦ Sign & Submit

STUDENT INFORMATION

Add Your High School Manually

i Please enter the full name, city, and state of your high school in the fields below. We'll attempt to match your school information with a school in our database. If we are unable to find a match, the information you provided will be added to your FAFSA[®] form.

State / Province / Territory

Select **?** My country is not listed

City **?**

Full High School Name **?**

[Return to Search](#) [Continue](#)

High School Search Results

Search Results 1 to 10 of 100. SORT BY: Best Match A-Z

<input type="radio"/>	School Without Walls Hs Washington, DC
<input type="radio"/>	Archbishop Carroll High School Washington, DC
<input type="radio"/>	Capital City High School Pcs Washington, DC
<input type="radio"/>	Gonzaga College High School Washington, DC
<input type="radio"/>	Hospitality High School Washington, DC
<input type="radio"/>	St Johns College High School Washington, DC
<input type="radio"/>	Academy for Ideal Education Middle/Hs Washington, DC
<input type="radio"/>	Anacostia Hs Washington, DC
<input type="radio"/>	Ballou Hs Washington, DC
<input type="radio"/>	Ballou Stay Hs Washington, DC

< Previous 1 2 3 4 5 Next > I can't find my school

Previous Continue

Confirm Your High School

The screenshot shows a progress bar at the top with seven steps: Student Demographics (checked), School Selection (checked), Dependency Status (3), Parent Demographics (4), Parent Financials (5), Student Financials (6), and Sign & Submit (7). The main content area is titled 'STUDENT INFORMATION' and 'Confirm Your High School'. It contains two instructional boxes: a green one with a checkmark saying 'Review the information below and then select "Continue" to add this school to your application.' and a blue one with an information icon saying 'Verify that the high school information you entered is correct, then select "Continue."'. Below this is the 'High School Information' section with the following details: HIGH SCHOOL NAME: Anacostia Hs, CITY: Washington, and STATE: District of Columbia. At the bottom, there are three buttons: 'Previous', 'Start New Search', and 'Continue'.

Student Demographics ✓ School Selection ✓ Dependency Status 3 Parent Demographics 4 Parent Financials 5 Student Financials 6 Sign & Submit 7

STUDENT INFORMATION

Confirm Your High School

✓ Review the information below and then select "Continue" to add this school to your application.

i Verify that the high school information you entered is correct, then select "Continue."

High School Information

HIGH SCHOOL NAME
Anacostia Hs

CITY
Washington

STATE
District of Columbia

Previous Start New Search Continue

College Search

✓
Student Demographics

2
School Selection

3
Dependency Status

4
Parent Demographics

5
Parent Financials

6
Student Financials

7
Sign & Submit

SCHOOL SELECTION

College Search

i TestE, based on the information you provided, we've determined that you may qualify for federal student aid. Continue through the application for us to determine how much aid you can receive.

i Here's where you'll search for the colleges to which you'd like to send your FAFSA® information. You can add up to 10 colleges at a time to your FAFSA form. Learn what to do if you're applying to more than 10 colleges.

Make sure you add ALL colleges you're interested in, even if you haven't applied or been accepted yet.

i Complete the fields below to search for a college to add to your FAFSA® form. Need help refining your search? Try these search tips.

Search by School Name, City, State
Search by Federal School Code

State

Select
⌵
?

City - optional

School Name - optional

Search

Previous

Search by Federal School Code

✓ Student Demographics
 ✓ School Selection
 3 Dependency Status
 4 Parent Demographics
 5 Parent Financials
 6 Student Financials
 7 Sign & Submit

SCHOOL SELECTION

College Search

i TESTG, based on the information you provided, we have determined that you may qualify for federal student aid. Continue through the application for us to determine how much aid you can receive.

i Here's where you'll search for the colleges to which you'd like to send your FAFSA[®] information. You can add up to 10 colleges at a time to your FAFSA form. [Learn what to do if you're applying to more than 10 colleges.](#)

Make sure you add ALL colleges you're interested in, even if you haven't applied or been accepted yet.

i Enter the college's school code and select "Search."

Search by School Name, City, State
 Search by Federal School Code

Federal School Code

Search

Previous

College Search Results

Search Results 1 to 10 of 39. SORT BY: Best Match A-Z

<input checked="" type="checkbox"/>	Howard University Federal School Code: 001448 Washington, DC View College Info
<input type="checkbox"/>	American University Federal School Code: 001434 Washington, DC View College Info
<input type="checkbox"/>	Catholic University of America Federal School Code: 001437 Washington, DC View College Info
<input type="checkbox"/>	Gallaudet University Federal School Code: 001443 Washington, DC View College Info
<input type="checkbox"/>	George Washington University Federal School Code: 011950 Washington, DC View College Info
<input type="checkbox"/>	George Washington University Federal School Code: 001444 Washington, DC View College Info
<input type="checkbox"/>	Georgetown University Federal School Code: 001445 Washington, DC View College Info
<input type="checkbox"/>	Georgetown University - Graduate School Federal School Code: E01671 Washington, DC View College Info
<input type="checkbox"/>	Southeastern University Federal School Code: 001456 Washington, DC View College Info
<input type="checkbox"/>	Strayer University Federal School Code: 001459 Washington, DC View College Info

Selected Colleges and Housing Info

The screenshot displays the 'School Selection' step of the Federal Student Aid application. The top navigation bar includes steps: Student Demographics (checked), School Selection (active), Dependency Status, Parent Demographics, Parent Financials, Student Financials, and Sign & Submit. The main content area is titled 'SCHOOL SELECTION' and 'Selected Colleges and Housing Info'. An information box states: 'For each school listed, select the appropriate housing plan from the drop-down list.' Below this, a card for 'Howard University' is shown with its Federal School Code (001448) and location (Washington, DC). A 'Housing Plan' dropdown menu is set to 'On Campus', and a 'Remove' button is present. A '+ Add More Schools' button is located below the card. At the bottom of the form, there is a 'Compare All Schools' link, a 'Previous' button, and a 'Continue' button.

Student Marital Status

The screenshot shows the FAFSA application process. At the top, a progress bar indicates the current step: 3. Dependency Status. The previous steps are 1. Student Demographics, 2. School Selection, 4. Parent Demographics, 5. Parent Financials, 6. Student Financials, and 7. Sign & Submit. The main content area is titled 'SCHOOL SELECTION' and 'Student Marital Status'. A green success message states 'Application was successfully saved.' Below this is an information icon and text: 'Because the FAFSA® form belongs to the student, "you" and "your" always (unless otherwise noted) refer to the student.' The question 'What is your marital status as of today?' is followed by a dropdown menu with 'Single' selected. At the bottom, there are 'Previous' and 'Continue' buttons.

✓ Student Demographics ✓ School Selection 3 Dependency Status 4 Parent Demographics 5 Parent Financials 6 Student Financials 7 Sign & Submit

SCHOOL SELECTION

Student Marital Status

✓ Application was successfully saved.

i Because the FAFSA[®] form belongs to the student, "you" and "your" always (unless otherwise noted) refer to the student.

What is your marital status as of today?

Single

Previous Continue

Does the Student Have Dependents?

The screenshot shows a progress bar at the top with seven steps: Student Demographics (checked), School Selection (checked), Dependency Status (checked and highlighted), Parent Demographics (4), Parent Financials (5), Student Financials (checked), and Sign & Submit (7). Below the progress bar, the main content area is titled "STUDENT INFORMATION" and contains the question "Does the student have dependents?". Under this question, there are two sections: "Dependent Children" and "Other Dependents". Each section has a question and two radio button options: "Yes" and "No". In both sections, the "No" option is selected. At the bottom of the form, there are two buttons: "Previous" and "Continue".

✓ Student Demographics ✓ School Selection ✓ Dependency Status 4 Parent Demographics 5 Parent Financials ✓ Student Financials 7 Sign & Submit

STUDENT INFORMATION

Does the student have dependents?

Dependent Children

Do you now have or will you have children who will receive more than half of their support from you between July 1, 2022 and June 30, 2023? ⓘ

Yes

No

Other Dependents

Do you have dependents (other than your children or spouse) who live with you and who receive more than half of their support from you, now and through June 30, 2023? ⓘ

Yes

No

[Previous](#) [Continue](#)

Student Additional Dependency Questions

The screenshot shows the FAFSA application process at the 'Dependency Status' step. The navigation bar at the top includes: Student Demographics (checked), School Selection (checked), Dependency Status (3, active), Parent Demographics (4), Parent Financials (5), Student Financials (6), and Sign & Submit (7). The main content area is titled 'SCHOOL SELECTION Student Additional Dependency Questions'. Below the title, a paragraph reads: 'Answer the following questions to determine if you are required to provide information about your parents on your FAFSA® form. Select all that apply or "None of the above."'. There are five checkboxes with the following text: 1. 'Are you currently serving on active duty in the U.S. armed forces for purposes other than training?' (unchecked). 2. 'Are you a veteran of the U.S. armed forces?' (unchecked). 3. 'At any time since you turned age 13, were both your parents deceased, were you in foster care, or were you a dependent or ward of the court?' (unchecked). 4. 'As determined by a court in your state of legal residence, are you or were you an emancipated minor?' (unchecked). 5. 'Does someone other than your parent or stepparent have legal guardianship of you, as determined by a court in your state of legal residence?' (unchecked). The sixth option, 'None of the above', is checked. At the bottom, there are 'Previous' and 'Continue' buttons.

Student Demographics ✓ School Selection ✓ **3** Dependency Status 4 Parent Demographics 5 Parent Financials 6 Student Financials 7 Sign & Submit

SCHOOL SELECTION

Student Additional Dependency Questions

Answer the following questions to determine if you are required to provide information about your parents on your FAFSA® form. Select all that apply or "None of the above." ⓘ

- Are you currently serving on active duty in the U.S. armed forces for purposes other than training?
- Are you a veteran of the U.S. armed forces?
- At any time since you turned age 13, were both your parents deceased, were you in foster care, or were you a dependent or ward of the court?
- As determined by a court in your state of legal residence, are you or were you an emancipated minor?
- Does someone other than your parent or stepparent have legal guardianship of you, as determined by a court in your state of legal residence?
- None of the above

Previous Continue

Student Homelessness Filter Questions

The screenshot displays a progress bar at the top with seven steps: Student Demographics (checked), School Selection (checked), Dependency Status (active, circled 3), Parent Demographics (circled 4), Parent Financials (circled 5), Student Financials (circled 6), and Sign & Submit (circled 7). Below the progress bar, the 'SCHOOL SELECTION' section is visible, followed by the 'Student Homelessness Filter Question'. The question asks: 'On or after July 1, 2020, were you homeless or were you self-supporting and at risk of being homeless?' with a help icon. Two radio button options are provided: 'Yes' (unselected) and 'No' (selected). At the bottom of the form, there are two buttons: 'Previous' and 'Continue'.

✓ Student Demographics ✓ School Selection 3 Dependency Status 4 Parent Demographics 5 Parent Financials 6 Student Financials 7 Sign & Submit

SCHOOL SELECTION

Student Homelessness Filter Question

On or after July 1, 2020, were you homeless or were you self-supporting and at risk of being homeless? ⓘ

Yes

No

Previous Continue

Dependent Student Status

The screenshot shows a progress bar at the top with seven steps: Student Demographics (checked), School Selection (checked), Dependency Status (active, circled 3), Parent Demographics (circled 4), Parent Financials (circled 5), Student Financials (circled 6), and Sign & Submit (circled 7). The main content area is titled 'SCHOOL SELECTION' and 'Dependent Student Status'. It contains explanatory text about dependency status and two radio button options. At the bottom, there are 'Previous' and 'Continue' buttons.

Student Demographics ✓ School Selection ✓ **3** Dependency Status 4 Parent Demographics 5 Parent Financials 6 Student Financials 7 Sign & Submit

SCHOOL SELECTION

Dependent Student Status

Based on your answers to the dependency status questions, you are considered a **"dependent"** student. This means you must provide [parental](#) information. Select the "I will provide information about my parent(s)" option and select "Continue" to continue to "Parent Demographics" section.

If you have a special circumstance and are unable to provide parental information, under very limited circumstances, you may be able to submit your FAFSA® form without parental information. Select the "I am unable to provide information about my parent(s)" option and select "Continue" to get additional information. ?

I will provide information about my parent(s).

I am unable to provide information about my parent(s).

Previous Continue

Whose Information Should I Provide?

The screenshot shows the FAFSA application progress bar at the top with seven steps: Student Demographics (checked), School Selection (checked), Dependency Status (checked), Parent Demographics (4, active), Parent Financials (5), Student Financials (6), and Sign & Submit (7). Below the progress bar, the section is titled "PARENT INFORMATION" and "Whose Information Should I Provide?". A green success message states "Application was successfully saved." Below that is an information icon and text: "For additional assistance determining what parent information to report on the FAFSA® form, refer to *Who's my Parent When Filling Out the FAFSA form?* fact sheet." The main text explains that dependent students must report parent information and provides criteria for selection. A dropdown menu contains four options: "My parents live together (married or unmarried).", "My parents are divorced or separated, and I live with one parent more than the other.", "My parents are divorced or separated, and I live with both parents equally.", and "I was legally adopted." At the bottom are "Previous" and "Continue" buttons.

Student Demographics ✓ School Selection ✓ Dependency Status ✓ **4** Parent Demographics 5 Parent Financials 6 Student Financials 7 Sign & Submit

PARENT INFORMATION

Whose Information Should I Provide?

✓ Application was successfully saved.

i For additional assistance determining what parent information to report on the FAFSA® form, refer to *Who's my Parent When Filling Out the FAFSA form?* fact sheet.

Since you have been identified as a dependent student, you will need to provide information about your parent(s). You must identify and report information about your parent(s) even if you don't live with him or her. Use the following criteria to determine whose information you should report in the "Parent Demographics" and "Parent Financials" sections of the FAFSA® form:

- My parents live together (married or unmarried). ⌵
- My parents are divorced or separated, and I live with one parent more than the other. ⌵
- My parents are divorced or separated, and I live with both parents equally. ⌵
- I was legally adopted. ⌵

Previous Continue

Parent Marital Status

The screenshot shows the FAFSA application process with a progress bar at the top. The steps are: Student Demographics (checked), School Selection (checked), Dependency Status (checked), Parent Demographics (4, active), Parent Financials (5), Student Financials (6), and Sign & Submit (7). The main content area is titled 'PARENT INFORMATION' and 'Parent Marital Status'. It includes an information box stating: 'Because the FAFSA® form belongs to the student, "you" and "your" always (unless otherwise noted) refer to the student.' Below this is a question: 'As of today, what is the marital status of your parents?' with a dropdown menu set to 'Married or remarried'. Another question asks: 'When did your parents get married or remarried?' with two input fields: 'Month' (08) and 'Year' (1994). At the bottom are 'Previous' and 'Continue' buttons.

Student Demographics ✓ School Selection ✓ Dependency Status ✓ **4** Parent Demographics 5 Parent Financials 6 Student Financials 7 Sign & Submit

PARENT INFORMATION

Parent Marital Status

i Because the FAFSA[®] form belongs to the student, "you" and "your" always (unless otherwise noted) refer to the student.

As of today, what is the marital status of your parents?

Married or remarried

When did your parents get married or remarried?

Month: 08 Year: 1994

Previous Continue

Personal Information for First Parent

The screenshot shows a web form for entering parent information. At the top, a progress bar indicates the current step is 'Parent Demographics' (step 4), with previous steps 'Student Demographics', 'School Selection', and 'Dependency Status' marked as complete. Subsequent steps are 'Parent Financials', 'Student Financials', and 'Sign & Submit'. The form title is 'PARENT INFORMATION' and the instruction is 'Enter Information for Your First Parent (father/mother/stepparent)'. The fields include: 'Your Parent's Social Security Number', 'Your Parent's Last Name', 'Your Parent's First Initial', 'Your Parent's Date of Birth' (with separate boxes for Month, Day, and Year), and 'Your Parents' Email Address'. Each field has a help icon. At the bottom, there are 'Previous' and 'Continue' buttons.

Student Demographics ✓ School Selection ✓ Dependency Status ✓ **4 Parent Demographics** 5 Parent Financials 6 Student Financials 7 Sign & Submit

PARENT INFORMATION

Enter Information for Your First Parent
(father/mother/stepparent).

Your Parent's Social Security Number

Your Parent's Last Name

Your Parent's First Initial

Your Parent's Date of Birth

Month Day Year

Your Parents' Email Address

Previous Continue

Personal Information for Other Parent

✓ Student Demographics ✓ School Selection ✓ Dependency Status **4** Parent Demographics 5 Parent Financials 6 Student Financials 7 Sign & Submit

PARENT INFORMATION

Enter Information for Your Other Parent
(father/mother/stepparent).

Your Parent's Social Security Number
 ?

Your Parent's Last Name
 ?

Your Parent's First Initial
 ?

Your Parent's Date of Birth

Month Day Year

 ?

[Previous](#) [Continue](#)

Parent State of Legal Residence

✓ Student Demographics ✓ School Selection ✓ Dependency Status **4** Parent Demographics 5 Parent Financials 6 Student Financials 7 Sign & Submit

PARENT INFORMATION

Parent State of Legal Residence

Have your parents lived in District of Columbia for at least 5 years? [?](#)

Yes

No

[Previous](#) [Continue](#)

Enter Information for Your Parent's Dependents

✓ Student Demographics ✓ School Selection ✓ Dependency Status **4** Parent Demographics 5 Parent Financials 6 Student Financials 7 Sign & Submit

PARENT INFORMATION

Enter Information for Your Parents' Dependents

i Do not include yourself (the student).

How many other dependent children do your parents have?
Include the other dependent children of your parents if they

- will rely on your parents for more than half of their financial support between July 1, 2022 and June 30, 2023;
- or
- can answer "no" to every dependency status question on the FAFSA® form.

How many other dependents do your parents have?
Include your parents' other dependents if they

- now live with your parents,
- currently receive more than half of their support from your parents,
- and
- will continue to receive more than half of their financial support from your parents between July 1, 2022 and June 30, 2023.

[Previous](#) [Continue](#)

Enter Information for Your Parent's Dependents

✓ Student Demographics ✓ School Selection ✓ Dependency Status **4** Parent Demographics 5 Parent Financials 6 Student Financials 7 Sign & Submit

PARENT INFORMATION

Enter Information for Your Parents' Dependents

i Do not include yourself (the student).

How many other dependent children do your parents have?

Include the other dependent children of your parents if they

- will rely on your parents for more than half of their financial support between July 1, 2022 and June 30, 2023;
- or
- can answer "no" to every dependency status question on the FAFSA® form.

?

How many other dependents do your parents have?

Include your parents' other dependents if they

- now live with your parents,
- currently receive more than half of their support from your parents,
- and
- will continue to receive more than half of their financial support from your parents between July 1, 2022 and June 30, 2023.

?

Parent Household Information

✓
Student Demographics

✓
School Selection

✓
Dependency Status

4

5
Parent Financials

6
Student Financials

7
Sign & Submit

PARENT INFORMATION

Parent Household Information

Your household size is 9.

You:	Your Parents:	Other Dependent Children of Your Parent(s):	Other Dependents of Your Parent(s):
1	2	2	2

Number in College

Out of the 7 dependents in your parents' household (as shown above), how many will be college students between July 1, 2022 and June 30, 2023? **DO NOT include your parents, but DO include yourself** and other members of the household.

Previous

Continue

Parent Tax Filing Status

✓ Student Demographics
✓ School Selection
✓ Dependency Status
✓ Parent Demographics
5
6
7

PARENT INFORMATION

Parent Tax Filing Status

✓
Application was successfully saved.

i
You indicated your parents are **married or remarried** but you also indicated your parents' tax return filing status is **head of household**. If one of your responses is incorrect, change it now. If the information you entered is correct, make sure the income information you provide on the following pages reflects both your parents' 2019 income.

For 2020, have your parents completed their IRS income tax return or another tax return?


Already completed
?

What type of income tax return did your parents file for 2020?

IRS Form 1040
?

For 2020, what is your parents' tax filing status according to their tax return?

Married-filed joint return
?



RECOMMENDED
IRS Data Retrieval Tool

Applying is faster and easier if your parents transfer their tax return information into this FAFSA form with the IRS Data Retrieval Tool (DRT)!

⚠ For your protection, your tax return information will not display on the IRS website or on the FAFSA form.

Previous

Skip IRS DRT and Complete Manually

Proceed to the IRS >

Parent Eligible for IRS DRT

The screenshot shows a progress bar at the top with seven steps: Student Demographics, School Selection, Dependency Status, Parent Demographics, Parent Financials (current step), Student Financials, and Sign & Submit. The Parent Financials step is highlighted with a blue circle containing the number 5. Below the progress bar, the text reads: 'PARENT INFORMATION', 'Parent Eligible for IRS DRT', 'Applying is faster and easier with the IRS Data Retrieval Tool (DRT)!', 'Based on your responses, we recommend that you, the parents, transfer your information from the IRS into this FAFSA form. The IRS DRT allows you to link to the IRS website and securely transfer original IRS tax return information into the FAFSA form.', and 'If you use the IRS DRT, you may not have to provide additional IRS documentation later for the student to qualify for federal student aid.' At the bottom right, there are two buttons: 'No Thanks' and 'Proceed to the IRS'.

Student Demographics ✓ School Selection ✓ Dependency Status ✓ Parent Demographics ✓ **5 Parent Financials** 6 Student Financials 7 Sign & Submit

PARENT INFORMATION

Parent Eligible for IRS DRT

Applying is faster and easier with the IRS Data Retrieval Tool (DRT)!

Based on your responses, we recommend that you, the parents, transfer your information from the IRS into this FAFSA form. The [IRS DRT](#) allows you to link to the IRS website and securely transfer original IRS tax return information into the FAFSA form.

If you use the IRS DRT, you may not have to provide additional IRS documentation later for the student to qualify for federal student aid.

No Thanks **Proceed to the IRS**

Parent Log In to IRS Data Retrieval Tool

The screenshot shows a web interface for logging into the IRS Data Retrieval Tool. At the top, there is a progress bar with seven steps: Student Demographics, School Selection, Dependency Status, Parent Demographics, Parent Financials (highlighted with a blue circle and the number 5), Student Financials, and Sign & Submit. Below the progress bar, the page is titled "PARENT INFORMATION" and "Parent Log In to IRS Data Retrieval Tool". A blue information box contains the following text: "To use the IRS Data Retrieval Tool (DRT), have the parent listed in the FAFSA® form enter his or her credentials below. Otherwise, skip the IRS DRT. If you have any questions or problems using this tool, view more information about the IRS DRT." Below this, the text "Provide parent FSA ID credentials." is followed by the question "Which parent are you?". There are two radio button options: "B. Smith (Parent 1)" (selected) and "C. Smith (Parent 2)". Below the radio buttons is a text input field for "FSA ID Username, Email Address, or Mobile Number" with a "Forgot Username" link and a "Create an FSA ID" link. Below that is another text input field for "FSA ID Password" with a "Show" button and a "Forgot Password" link. At the bottom, there are two buttons: "Skip IRS DRT and Complete Manually" and "Continue".

Student Demographics ✓ School Selection ✓ Dependency Status ✓ Parent Demographics ✓ **5** Parent Financials Student Financials 6 Sign & Submit 7

PARENT INFORMATION

Parent Log In to IRS Data Retrieval Tool

i To use the IRS Data Retrieval Tool (DRT), have the parent listed in the FAFSA® form enter his or her credentials below. Otherwise, skip the IRS DRT. If you have any questions or problems using this tool, view more information about the IRS DRT.

Provide parent FSA ID credentials.

Which parent are you? ⓘ

B. Smith (Parent 1)

C. Smith (Parent 2)

FSA ID Username, Email Address, or Mobile Number ⓘ

[Forgot Username](#) | [Create an FSA ID](#)

FSA ID Password ⓘ

Show ⓘ

[Forgot Password](#)

[Skip IRS DRT and Complete Manually](#) [Continue](#)

Parent IRS Info

✓ Student Demographics ✓ School Selection ✓ Dependency Status ✓ Parent Demographics **5** Parent Financials 6 Student Financials 7 Sign & Submit

PARENT INFORMATION

Parent IRS Info

What was your parents' adjusted gross income for 2020?
This amount is found on IRS Form 1040-line 11.

\$.00 ⓘ

[Calculate with Income Estimator](#)

[Previous](#) [Continue](#)

Parent Income from Work

✓ Student Demographics ✓ School Selection ✓ Dependency Status ✓ Parent Demographics **5** Parent Financials 6 Student Financials 7 Sign & Submit

PARENT INFORMATION

Parent Income from Work

How much did your Parent 1 (father/mother/stepparent) earn from working (wages, salaries, tips, etc.) in 2020?

This amount is your Parent 1 (father's/mother's/stepparent's) portion of IRS Form 1040-line 1 + Schedule 1, lines 3 + 6 + Box 14 (Code A) of Schedule K-1 (Form 1065).

\$.00 ?

How much did your Parent 2 (father/mother/stepparent) earn from working (wages, salaries, tips, etc.) in 2020?

This amount is your Parent 2 (father's/mother's/stepparent's) portion of IRS Form 1040-line 1 + Schedule 1, lines 3 + 6 + Box 14 (Code A) of Schedule K-1 (Form 1065).

\$.00 ?

[Previous](#) [Continue](#)

Parent Additional IRS Info

✓ Student Demographics ✓ School Selection ✓ Dependency Status ✓ Parent Demographics **5** Parent Financials 6 Student Financials 7 Sign & Submit

PARENT INFORMATION

Parent Additional IRS Info

Enter the amount of your parents' income tax for 2020.
This is the total amount of IRS Form 1040—line 22 minus Schedule 2—line 2. If negative, enter a zero here.

\$.00 ?

[Previous](#) [Continue](#)

Parent Questions for Tax Filers Only

✓ Student Demographics ✓ School Selection ✓ Dependency Status ✓ Parent Demographics **5** Parent Financials 6 Student Financials 7 Sign & Submit

PARENT INFORMATION

Parent Questions for Tax Filers Only

Did your parents have any of the following items in 2020? Enter amounts for all that apply.

Combat pay or special combat pay. **This should be zero for enlisted persons and warrant officers** (including commissioned warrant officers) because combat pay is entirely nontaxable. Only enter taxable combat pay included in your parents' adjusted gross income.

\$ 0 .00 ⓘ

Student college grant and scholarship aid reported to the IRS in your parents' income. Includes AmeriCorps benefits (awards, living allowances, and interest accrual payments), as well as grant and scholarship portions of fellowships and assistantships.

\$ 0 .00 ⓘ

Education credits (*American Opportunity Tax Credit* or *Lifetime Learning Tax Credit*) from IRS Form 1040 Schedule 3-line 3

\$ 0 .00 ⓘ

Untaxed portions of IRA distributions and pensions from IRS Form 1040— (lines 4a + 5a) minus (lines 4b + 5b). **Exclude rollovers.** If negative, enter a zero here.. If negative, enter a zero here.

\$ 0 .00 ⓘ

IRA deductions and payments to self-employed SEP, SIMPLE, Keogh, and other qualified plans from IRS form 1040 Schedule 1-total of lines 15+19.

\$ 0 .00 ⓘ

Tax exempt interest income from IRS Form 1040-line 2a.

\$ 0 .00 ⓘ

[Previous](#) [Continue](#)

Parent Additional Financial Info

✓ Student Demographics ✓ School Selection ✓ Dependency Status ✓ Parent Demographics **5** Parent Financials 6 Student Financials 7 Sign & Submit

PARENT INFORMATION

Parent Additional Financial Info

Did your parents have any of the following items in 2020? Enter amounts for all that apply.

Child support your parents paid because of divorce or separation or as a result of a legal requirement. Do not include support for children in your parents' household.

\$ 0 .00 ?

Earnings from work under a Cooperative Education Program offered by a college.

\$ 0 .00 ?

Taxable earnings from need-based employment programs, such as Federal Work-Study and need-based employment portions of fellowships and assistantships.

\$ 0 .00 ?

[Previous](#) [Continue](#)

Parent Untaxed Income

Student Demographics ✓ School Selection ✓ Dependency Status ✓ Parent Demographics ✓ **5** Student Financials 6 Sign & Submit 7

PARENT INFORMATION

Parent Untaxed Income

Did your parents have any of the following items in 2020? Enter amounts for all that apply.

Child support received for all children. Do not include foster care or adoption payments.

\$ 0 .00 ?

Housing, food, and other living allowances paid to members of the military, clergy, and others (including cash payments and cash value of benefits). Do not include the value of on-base military housing or the value of a basic military allowance for housing.

\$ 0 .00 ?

Payments to tax-deferred pension and retirement savings plans (paid directly or withheld from earnings), including, but not limited to, amounts reported on the W-2 Form in Boxes 12a through 12d, codes D, E, F, G, H, and S. **Don't include** amounts reported in code DD (employer contributions toward employee health benefits).

\$ 0 .00 ?

Veterans noneducation benefits such as Disability Death Pension or Dependency and Indemnity Compensation (DIC); and/or VA Educational Work-Study allowances.

\$ 0 .00 ?

Other untaxed income not reported, such as workers' compensation, disability benefits, etc.

\$ 0 .00 ?

Previous Continue

Parent Assets

✓ Student Demographics ✓ School Selection ✓ Dependency Status ✓ Parent Demographics **5** Parent Financials 6 Student Financials 7 Sign & Submit

PARENT INFORMATION

Parent Assets

As of today, what is your parents' total current balance of cash, savings, and checking accounts?

\$.00 ?

As of today, what is the net worth of your parents' investments, including real estate (not your parents' home)?

\$.00 ?

As of today, what is the net worth of your parents' current businesses and/or investment farms?
Don't include a family farm or family business with 100 or fewer full-time or full-time equivalent employees.

\$.00 ?

[Previous](#) [Continue](#)

Student Tax Filing Status

✓ Student Demographics ✓ School Selection ✓ Dependency Status ✓ Parent Demographics ✓ Parent Financials **6** Student Financials 7 Sign & Submit

STUDENT INFORMATION

Student Tax Filing Status

✓ Application was successfully saved.

⚠ **Attention!** You must provide financial information from your **2019 tax return** on the following pages.

ℹ Because the FAFSA® form belongs to the student, “you” and “your” always (unless otherwise noted) refer to the student.

For 2020, have you completed your IRS income tax return or another tax return?

Already completed

What income tax return did you file for 2020?

IRS Form 1040

For 2020, what is your tax filing status according to your tax return?

Married-filed joint return

Previous Continue

Student Tax Filing Status

✓ Student Demographics
✓ School Selection
✓ Dependency Status
✓ Parent Demographics
✓ Parent Financials
6
7

STUDENT INFORMATION

Student Tax Filing Status

Attention! You must provide financial information from your **2019 tax return** on the following pages.

i Because the FAFSA® form belongs to the student, “you” and “your” always (unless otherwise noted) refer to the student.

For 2020, have you completed your IRS income tax return or another tax return?


Already completed
ⓘ

What income tax return did you file for 2020?

IRS Form 1040
ⓘ

For 2020, what is your tax filing status according to your tax return?

Single
ⓘ



RECOMMENDED

IRS Data Retrieval Tool

Applying is faster and easier if you transfer your tax return information into this FAFSA® form with the IRS Data Retrieval Tool (DRT)!

⚠ For your protection, your tax return information will not display on the IRS website or on the FAFSA form.

Previous

Skip IRS DRT and Complete Manually

Proceed to the IRS >

Student Eligible for IRS Data Retrieval Tool (DRT)

The screenshot shows a progress bar at the top with seven steps: Student Demographics, School Selection, Dependency Status, Parent Demographics, Parent Financials, Student Financials (highlighted with a blue circle and the number 6), and Sign & Submit (with a circled number 7). Below the progress bar, the text reads: "STUDENT INFORMATION" followed by "Student Eligible for IRS Data Retrieval Tool (DRT)". A bolded statement says "Applying is faster and easier with the IRS DRT!". Below this, a paragraph explains: "Based on your responses, we recommend that you transfer your information from the IRS into this FAFSA form. The IRS DRT allows you to link to the IRS website and securely transfer original IRS tax return information into your FAFSA form." Another paragraph states: "If you use the IRS DRT, you may not have to provide additional IRS documentation later to qualify for federal student aid." At the bottom right, there are two buttons: "No Thanks" and "Proceed to the IRS".

Student IRS Info

✓ Student Demographics ✓ School Selection ✓ Dependency Status ✓ Parent Demographics ✓ Parent Financials **6** Student Financials 7 Sign & Submit

STUDENT INFORMATION

Student IRS Info

What was your and your spouse's adjusted gross income for 2020?
This amount is found on 1040-line 11.

\$.00 [?](#)

[Calculate with Income Estimator](#)

[Previous](#) [Continue](#)

Student Income from Work

✓ Student Demographics ✓ School Selection ✓ Dependency Status ✓ Parent Demographics ✓ Parent Financials **6** Student Financials 7 Sign & Submit

STUDENT INFORMATION

Student Income from Work

How much did you earn from working (wages, salaries, tips, etc.) in 2020?
This amount is the total of IRS Form 1040-line 1 + Schedule 1, lines 3 + 6 + Box 14 (Code A) of Schedule K-1 (Form 1065).

\$ 50,000 .00 ?

How much did your spouse earn from working (wages, salaries, tips, etc.) in 2020?
This amount is your spouse's portion of IRS Form 1040-line 1 + Schedule 1, lines 3 + 6 + Box 14 (Code A) of Schedule K-1 (Form 1065).

\$ 50,001 .00 ?

[Previous](#) [Continue](#)

Student Additional IRS Info

✓ Student Demographics ✓ School Selection ✓ Dependency Status ✓ Parent Demographics ✓ Parent Financials **6** Student Financials 7 Sign & Submit

STUDENT INFORMATION

Student Additional IRS Info

Enter the amount of your and your spouse's income tax for 2020.
This is the total amount of IRS Form 1040—line 22 minus Schedule 2—line 2. If negative, enter a zero here.

\$.00 ?

[Previous](#) [Continue](#)

Student Questions for Tax Filers Only

✓ Student Demographics ✓ School Selection ✓ Dependency Status ✓ Parent Demographics ✓ Parent Financials **6** Student Financials 7 Sign & Submit

STUDENT INFORMATION

Student Questions for Tax Filers Only

Did you (or your spouse) have any of the following items in 2020? Enter amounts for all that apply.

Combat pay or special combat pay. **This should be zero for enlisted persons and warrant officers** (including commissioned warrant officers) because combat pay is entirely nontaxable. Only enter taxable combat pay included in your (and, if married, your spouse's) adjusted gross income.

\$ 0 .00 ?

Student college grant and scholarship aid reported to the IRS in your and your spouse's income. Includes AmeriCorps benefits (awards, living allowances, and interest accrual payments), as well as grant and scholarship portions of fellowships and assistantships.

\$ 0 .00 ?

Education credits (*American Opportunity Tax Credit* or *Lifetime Learning Tax Credit*) from IRS Form 1040 Schedule 3-line 3

\$ 0 .00 ?

Untaxed portions of IRA distributions and pensions from IRS Form 1040— (lines 4a + 5a) minus (lines 4b + 5b). **Exclude rollovers.** If negative, enter a zero here. If negative, enter a zero.

\$ 0 .00 ?

IRA deductions and payments to self-employed SEP, SIMPLE, Keogh, and other qualified plans from IRS Form 1040 Schedule 1-total of lines 15-19.

\$ 0 .00 ?

Tax exempt interest income from IRS Form 1040-line 2a.

\$ 0 .00 ?

Previous Continue

Student Additional Financial Info

✓ Student Demographics ✓ School Selection ✓ Dependency Status ✓ Parent Demographics ✓ Parent Financials **6** Student Financials 7 Sign & Submit

STUDENT INFORMATION

Student Additional Financial Info

Did you (or your spouse) have any of the following items in 2020? Enter amounts for all that apply.

Child support you (or your spouse) paid because of divorce or separation or as a result of a legal requirement. Do not include support for children in your household.

\$.00 ?

Earnings from work under a Cooperative Education Program offered by a college.

\$.00 ?

Taxable earnings from need-based employment programs, such as Federal Work-Study and need-based employment portions of fellowships and assistantships.

\$.00 ?

[Previous](#) [Continue](#)

Student Untaxed Income

Student Demographics ✓ School Selection ✓ Dependency Status ✓ Parent Demographics ✓ Parent Financials ✓ **6** Student Financials Sign & Submit 7

STUDENT INFORMATION

Student Untaxed Income

Did you (or your spouse) have any of the following items in 2020? Enter amounts for all that apply.

Child support received for all children. Do not include foster care or adoption payments.

\$ 0 .00 ?

Housing, food, and other living allowances paid to members of the military, clergy, and others (including cash payments and cash value of benefits). Do not include the value of on-base military housing or the value of a basic military allowance for housing.

\$ 0 .00 ?

Payments to tax-deferred pension and retirement savings plans (paid directly or withheld from earnings), including, but not limited to, amounts reported on the W-2 Form in Boxes 12a through 12d, codes D, E, F, G, H, and S. **Don't include** amounts reported in code DD (employer contributions toward employee health benefits).

\$ 0 .00 ?

Veterans noneducation benefits such as Disability Death Pension or Dependency and Indemnity Compensation (DIC); and/or VA Educational Work-Study allowances.

\$ 0 .00 ?

Other untaxed income not reported, such as workers' compensation, disability benefits, etc.

\$ 0 .00 ?

Money received, or paid on your behalf (e.g., bills), not reported elsewhere on this form. This includes money that you received from a parent or other person whose financial information is not reported on this form and that is not part of a legal child support agreement.

\$ 0 .00 ?

Previous Continue

Student Assets

✓ Student Demographics ✓ School Selection ✓ Dependency Status ✓ Parent Demographics ✓ Parent Financials ✓ Student Financials 7 Sign & Submit

STUDENT INFORMATION

Student Assets

As of today, does the total amount of your (and your spouse's) current assets exceed \$2,200? [?](#)

Yes
 No

As of today, what is your (and your spouse's) total current balance of cash, savings, and checking accounts?

\$.00 [?](#)

As of today, what is the net worth of your (and your spouse's) investments, including real estate (not your home)?

\$.00 [?](#)

As of today, what is the net worth of your (and your spouse's) current businesses and/or investment farms? **Don't include** a family farm or family business with 100 or fewer full-time or full-time equivalent employees.

\$.00 [?](#)

[Previous](#) [Continue](#)

Preparer Info

The screenshot shows a progress bar at the top with seven steps: Student Demographics, School Selection, Dependency Status, Parent Demographics, Parent Financials, Student Financials, and Sign & Submit. The 'Sign & Submit' step is highlighted with a blue circle containing the number 7. Below the progress bar, the text 'SIGN & SUBMIT' is followed by the title 'Preparer Info'. A green success message reads 'Application was successfully saved.' Below this is a question: 'Are you a paid preparer? (This is rare.)' with two radio button options: 'Yes' and 'No'. The 'No' option is selected. At the bottom, there are two buttons: 'Previous' and 'Continue'.

Student Demographics ✓ School Selection ✓ Dependency Status ✓ Parent Demographics ✓ Parent Financials ✓ Student Financials ✓ **7 Sign & Submit**

SIGN & SUBMIT

Preparer Info

✓ Application was successfully saved.

Are you a paid preparer? (This is rare.) ⓘ

Yes

No

Previous Continue

FAFSA Summary

The screenshot displays the FAFSA Summary page. At the top, a progress bar shows the following sections: Student Demographics, School Selection, Dependency Status, Parent Demographics, Parent Financials, and Student Financials, all marked with green checkmarks. The 'Sign & Submit' section is highlighted with a blue circle containing the number 7. Below the progress bar, the text 'SIGN & SUBMIT' is followed by 'FAFSA® Summary'. A light blue information box contains the message: 'You're not done yet! You still need to submit your FAFSA® form. After you print this page, select "Continue" to sign your FAFSA form.' At the bottom, a white box displays 'FAFSA Summary: 2022-23' and 'Student ID: ****-0017 TE'.

FAFSA Summary

Student Demographics ↻	
Student's Social Security Number (question 8)0017
Student's First Name (question 2), Student's Middle Initial (question 3)	INDEPENDENT
Student's Last Name (question 1)	TESTER
Student's Date of Birth (question 9)	01/01/1990
Student's Email Address (question 13)	test577110017@test.com
Student's Telephone Number (question 10)	
Student's Permanent Mailing Address (question 4)	1000 TEST AVE
Student's Permanent City (question 5)	LAWTON
Student's Permanent State (question 6), Student's Permanent ZIP Code (question 7)	Alaska, 51030
Has the student lived in state for at least five years?	No
Student's State of Legal Residence (question 18)	Alaska
Was the student a legal resident before January 1, 2016? (question 19)	Yes
When did the student became a resident of the state? (question 20)	
Student's Citizenship Status (question 14)	Yes, I am a U.S. citizen (or U.S. national).
Student's Alien Registration Number (question 15)	
Has the student completed high school or an equivalent? (question 26)	High school diploma

Type of Degree/Certificate (question 30)	1st bachelor's degree
Did the student complete his or her first bachelor's degree before 2022-23 school year? (question 28)	No
Student's Grade Level in College in 2022-23 (question 29)	4th yr./senior
Is the student interested in Work-Study? (question 31)	Yes
Is the student male or female? (question 21)	Male
Does the student want to register with the Selective Service System? (question 22)	
Student's Driver's License Number (question 11)	
Student's Driver's License State (question 12)	
Is the student in foster care?	No
Parent 1 Educational Level (question 24)	College or beyond
Parent 2 Educational Level (question 25)	College or beyond
Does the student have a drug conviction affecting his or her eligibility? (question 23)	Eligible for aid
Student Aid Eligibility Worksheet	
Has the student received federal student aid?	Yes

FAFSA Summary

School Selection ⌵	
Student's High School Name (question 27)	Lawton-Bronson Junior-Senior High School
Student's High School City (question 27)	Lawton
Student's High School State (question 27)	Iowa
First College (question 101a)	Howard University
First Housing Plans (question 101b)	On Campus
Second College (question 101c)	
Second Housing Plans (question 101d)	
Third College (question 101e)	
Third Housing Plans (question 101f)	
Fourth College (question 101g)	
Fourth Housing Plans (question 101h)	
Fifth College (question 101i)	
Fifth Housing Plans (question 101j)	
Sixth College (question 101k)	
Sixth Housing Plans (question 101l)	
Seventh College (question 101m)	
Seventh Housing Plans (question 101n)	
Eighth College (question 101o)	
Eighth Housing Plans (question 101p)	
Ninth College (question 101q)	

Ninth Housing Plans (question 101r)	
Tenth College (question 101s)	
Tenth Housing Plans (question 101t)	
Dependency Status ⌵	
Student's Marital Status (question 16)	Married/Remarried
Student's Marital Status Date (question 17)	01/1994
Does the student have children he or she supports? (question 50)	No
Does the student have dependents other than children or spouse? (question 51)	Yes
Is the student on active duty in U.S. armed forces? (question 48)	
Is the student a veteran? (question 49)	
Are the student's parents deceased? Is the student ward of court? Is the student in foster care? (question 52)	
Is or was the student an emancipated minor? (question 53)	
Is or was the student in legal guardianship? (question 54)	
Is the student an unaccompanied homeless youth as determined by a high school homeless liaison? (question 55)	
Is the student an unaccompanied homeless youth as determined by the U.S. Department of Housing and Urban Development? (question 56)	

FAFSA Summary

Is the student an unaccompanied homeless youth as determined by the director of a homeless youth center? (question 57)	
Student's Number of Family Members in 2021-22 (question 93)	4
Student's Number in College in 2021-22 (question 94)	4
Does the student want to answer questions about his or her parents?	Yes
Parent Demographics ⌵	
Parents' Marital Status (question 58)	Married or remarried
Parents' Marital Status Date (question 59)	01/1994
Parent 1 (Father's / Mother's / Stepparent's) Social Security Number (question 60)	
Parent 1 (Father's / Mother's / Stepparent's) Last Name (question 61)	
Parent 1 (Father's / Mother's / Stepparent's) First Name Initial (question 62)	
Parent 1 (Father's / Mother's / Stepparent's) Date of Birth (question 63)	
Parents' Email Address (question 68)	
Parent 2 (Father's / Mother's / Stepparent's) Social Security Number (question 64)	
Parent 2 (Father's / Mother's / Stepparent's) Last Name (question 65)	
Parent 2 (Father's / Mother's / Stepparent's) First Name Initial (question 66)	

Parent 2 (Father's / Mother's / Stepparent's) Date of Birth (question 67)	
Have the parents lived in state for at least five years?	Yes
Parents' State of Legal Residence (question 69)	District of Columbia
Were the parents legal residents before January 1, 2017? (question 70)	Yes
Parents' Legal Residence Date (question 71)	
Parents' Number of Family Members in 2022-23 (question 72)	7
Parents' Number in College in 2022-23 (Parents Excluded) (question 73)	2
Parent Financials ⌵	
Have the parents filed 2020 income tax return? (question 79)	Already completed
Parents' Type of 2020 Tax Form Used (question 80)	
Parents' 2020 Tax Return Filing Status (question 81)	
Parents' 2020 Adjusted Gross Income (question 84)	\$75,000
Parent 1 (Father's/Mother's/Stepparent's) 2020 Income Earned from Work (question 86)	\$75,000
Parent 2 (Father's/Mother's/Stepparent's) 2020 Income Earned from Work (question 87)	\$75,000

FAFSA Summary

Have the parents filed Schedule 1? (question 82)	
Is the parent a dislocated worker? (question 83)	
Have the parents received Medicaid? (question 74)	
Have the parents received Supplemental Security Income? (question 74)	
Have the parents received Supplemental Nutrition Assistance Program (SNAP) benefits? (question 75)	
Have the parents received free or/reduced price lunches? (question 76)	
Have the parents received Temporary Assistance for Needy Families (TANF) benefits? (question 77)	
Have the parents received assistance from the Special Supplemental Nutrition Program for Women, Infants, and Children (WIC)? (question 78)	
Parent Financials (continued)	
Parents' 2020 U.S. Income Tax Paid (question 85)	\$75,000
Parents' Taxable Combat Pay Reported in Adjusted Gross Income (question 91e)	\$75,000
Parents' College Grant and Scholarship Aid Reported to IRS as Income (question 91d)	\$75,000
Parents' Education Credits (question 91a)	\$75,000
Parents' Untaxed Portions of IRA Distributions and Pensions (question 92e)	\$34,555

Parents' Deductible Payments to IRA/Keogh/Other (question 92b)	\$0
Parents' Tax Exempt Interest Income (question 92d)	\$0
Parents' Child Support Paid (question 91b)	\$0
Parents' Cooperative Education Earnings (question 91f)	\$0
Parents' Taxable Earnings from Need-Based Employment Programs (question 91c)	\$0
Parents' Child Support Received (question 92c)	\$0
Parents' Housing, Food, and Living Allowances (question 92f)	\$0
Parents' Payments to Tax-Deferred Pensions and Retirement Savings (question 92a)	\$0
Parents' Veterans Noneducation Benefits (question 92g)	\$0
Parents' Other Untaxed Income or Benefits (question 92h)	\$0
Parents' Total of Cash, Savings, and Checking Accounts (question 88)	
Parents' Net Worth of Current Investments (question 89)	
Parents' Net Worth of Businesses/Investment Farms (question 90)	

FAFSA Summary

Student Financials ↻	
Has the student filed 2020 income tax return? (question 32)	Already completed
Student's Type of 2020 Tax Form Used (question 33)	Transferred from the IRS
Student's 2020 Tax Return Filing Status (question 34)	Single
Student's 2020 Adjusted Gross Income (question 36)	Transferred from the IRS
Student's 2020 Income Earned from Work (question 38)	Transferred from the IRS
Spouse's 2020 Income Earned from Work (question 39)	
Has the student filed schedule 1? (question 35)	Transferred from the IRS
Is the student or spouse a dislocated worker? (question 100)	
Has the student received Medicaid? (question 95)	
Has the student received Supplemental Security Income? (question 95)	
Has the student received Supplemental Nutrition Assistance Program (SNAP) benefits? (question 96)	
Has the student received free or reduced price lunches? (question 97)	
Has the student received Temporary Assistance for Needy Families (TANF) benefits? (question 98)	

Has the student received assistance from the Special Supplemental Nutrition Program for Women, Infants, and Children (WIC)? (question 99)	
Student Financials (continued)	
Student's 2020 U.S. Income Tax Paid (question 37)	Transferred from the IRS
Student's Taxable Combat Pay Reported in Adjusted Gross Income (question 43e)	\$0
Student's College Grant and Scholarship Aid Reported to IRS as Income (question 43d)	\$0
Student's Education Credits (question 43a)	Transferred from the IRS
Student's Untaxed Portions of IRA Distributions and Pensions (question 44e)	Transferred from the IRS
Student's Deductible Payments to IRA/Keogh/Other (question 44b)	Transferred from the IRS
Student's Tax Exempt Interest Income (question 44d)	Transferred from the IRS
Student's Child Support Paid (question 43b)	\$0
Student's Cooperative Education Earnings (question 43f)	\$0
Student's Taxable Earnings from Need-Based Employment Programs (question 43c)	\$0
Student's Child Support Received (question 44c)	\$30,000
Student's Housing, Food, and Living Allowances (question 44f)	\$30,000
Student's Payments to Tax-Deferred Pensions and Retirement Savings (question 44a)	\$30,000

Student's Veterans Noneducation Benefits (question 44g)	\$0
Student's Other Untaxed Income or Benefits (question 44h)	\$0
Money Received or Paid on Student's Behalf (question 44i)	\$0
Do the student's total assets exceed \$2,200?	Yes
Student's Total of Cash, Savings, and Checking Accounts (question 40)	\$750
Student's Net Worth of Current Investments (question 41)	\$750
Student's Net Worth of Businesses/Investment Farms (question 42)	\$750
Sign and Submit ↻	
Preparer's Social Security Number (question 104)	
Preparer's Employer Identification Number (question 105)	
Print This Page	
Previous	Continue

Agreement of Terms

✓
Student Demographics

✓
School Selection

✓
Dependency Status

✓
Parent Demographics

✓
Parent Financials

✓
Student Financials

7
Sign & Submit

SIGN & SUBMIT

Read Before Proceeding

i Carefully read and acknowledge whether you agree to our terms outlined below by selecting the checkbox at the bottom of this page.

Select "Sign and Submit FAFSA Form."

By signing this application electronically using your FSA ID (username and password) and/or any other credential or by signing a signature page and mailing it to us, YOU, THE STUDENT, certify that you

1. will use federal and/or state student financial aid only to pay the cost of attending an institution of higher education.
2. are not in default on a federal student loan or have made satisfactory arrangements to repay it.
3. do not owe money back on a federal student grant or have made satisfactory arrangements to repay it.
4. will notify your school if you default on a federal student loan, and
5. will not receive a Federal Pell Grant from more than one school for the same period of time.

By signing this application electronically using your username and password, and/or any other credential or by signing a signature page and mailing it to us, you certify that all of the information you provided is true and complete to the best of your knowledge and you agree, if asked to provide

1. information that will verify the accuracy of your completed form, and
2. U.S. or state income tax forms that you filed or are required to file.

By signing this application electronically using your username and password, and/or any other credential or by signing a signature page and mailing it to us, you certify that all of the information you provided is true and complete to the best of your knowledge and you agree, if asked to provide

1. information that will verify the accuracy of your completed form, and
2. U.S. or state income tax forms that you filed or are required to file.

You also certify that you understand that the secretary of education has the authority to verify information reported on your application with the Internal Revenue Service and other federal agencies.

If you sign this application or any document related to the federal student aid programs electronically using a username and password, and/or any other credential, you certify that you are the person identified by the username and password, and/or any other credential and have not disclosed that username and password, and/or any other credential to anyone else. If you purposely give false or misleading information, you may be fined up to \$20,000, sent to prison, or both.

I, T Perez, agree to the terms outlined above.

Previous

Sign and Submit FAFSA Form

Signature Status

✓
Student Demographics

✓
School Selection

✓
Dependency Status

✓
Parent Demographics

✓
Parent Financials

✓
Student Financials


7
Sign & Submit

SIGN & SUBMIT

Signature Status

i A parent must sign the FAFSA[®] form. If you're a parent, select "Provide Parent Signature" to sign your child's FAFSA form.

Note: If you're the student and your parent isn't present, select "Save FAFSA Form" and then "Exit FAFSA." Your parent should log in to the FAFSA form using the student's identifiers and the save key to sign and submit your FAFSA form.




Student Signed With FSA ID

Signed With FSA ID


Last Name
Anderson

Date of Birth	Social Security Number
08/09/2002	-----1483



Parent Signature Needed

UN-SIGNED

Provide Parent Signature 

Previous

Parent Signature Selection

The screenshot shows a progress bar at the top with seven steps: Student Demographics, School Selection, Dependency Status, Parent Demographics, Parent Financials, Student Financials, and Sign & Submit (highlighted with a blue circle and the number 7). Below the progress bar, the text 'SIGN & SUBMIT' is followed by the question 'Which parent are you?'. Two parent profiles are displayed side-by-side. Each profile includes a person icon, the parent's name, an 'Unsigned' status indicator, and fields for Last Name, Date of Birth, and Social Security Number. Below each profile is a blue button labeled 'Provide Parent Signature' with a document icon. At the bottom left, there is a 'Previous' button.

Parent	Last Name	Date of Birth	Social Security Number
Parent 1	Taylor	07/01/20003006
Parent 2	Perez	02/17/20011531

Agreement of Terms

Student Demographics ✓ School Selection ✓ Dependency Status ✓ Parent Demographics ✓ Parent Financials ✓ Student Financials ✓ Sign & Submit 7

SIGN & SUBMIT
Read Before Proceeding

By signing this application electronically using your FSA ID (username and password) and/or any other credential or by signing a signature page and mailing it to us, YOU, THE PARENT, certify that all of the information you provided is true and complete to the best of your knowledge and you agree, if asked to provide

1. information that will verify the accuracy of your completed form, and
2. U.S. or state income tax forms that you filed or are required to file.

You also certify that you understand that the secretary of education has the authority to verify information reported on your application with the Internal Revenue Service and other federal agencies.

If you sign this application or any document related to the federal student aid programs electronically using a username and password, and/or any other credential, you certify that you are the person identified by the username and password, and/or any other credential and have not disclosed that username and password, and/or any other credential to anyone else. If you purposely give false or misleading information, you may be fined up to \$20,000, sent to prison, or both.

I, T Perez, agree to the terms outlined above.

[Previous](#) [Continue](#)

Signature Options

The screenshot displays the 'Sign & Submit' step of the FAFSA process. A progress bar at the top shows that 'Student Demographics', 'School Selection', 'Dependency Status', 'Parent Demographics', 'Parent Financials', and 'Student Financials' are completed, while 'Sign & Submit' is the current step. The page title is 'SIGN & SUBMIT Signature Options'. It identifies the parent as 'Perez' and shows their 'Date of Birth' as 02/17/2001 and 'Social Security Number' as ****-1531. The main section is titled 'Enter the parent's FSA ID.' and includes instructions: 'Do not enter the FSA ID if you are not the parent.' Below this are two input fields: 'Parent's FSA ID Username, Email Address, or Mobile Number' and 'Parent's FSA ID Password'. The first field has a 'Forgot Username' link and a 'Create an FSA ID' link. The second field has a 'Show' button and a 'Forgot Password' link. A blue button labeled 'Sign This FAFSA Form' with a document icon is positioned below the password field. At the bottom of the page, there are two links: 'Return to Signature Status' and 'Other Options to Sign and Submit'.

Student Demographics ✓ School Selection ✓ Dependency Status ✓ Parent Demographics ✓ Parent Financials ✓ Student Financials ✓ **7** Sign & Submit

SIGN & SUBMIT
Signature Options

Parent Signature for: Perez

Date of Birth: 02/17/2001 Social Security Number: ****-1531

Enter the parent's FSA ID.
Do not enter the FSA ID if you are not the parent.

Parent's FSA ID Username, Email Address, or Mobile Number
 ?
[Forgot Username](#) | [Create an FSA ID](#)

Parent's FSA ID Password
 Show ?
[Forgot Password](#)

[Sign This FAFSA Form](#) 📄

[Return to Signature Status](#) [Other Options to Sign and Submit](#)

Confirmation Page

Federal StudentAid UNDERSTAND AID APPLY FOR AID COMPLETE AID PROCESS MANAGE LOANS

Congratulations, TestM!
 Your FAFSA form was successfully submitted to Federal Student Aid.

06/02/2021 14:42:08
Confirmation Number:
Data Release Number (DRN) 4454

Here's what happens next:

- You will receive an email version of this page.
- In 3-5 business days, you will receive an email notifying you that your FAFSA form was processed.
- Your FAFSA information will be made available to your school(s), and they will use it to determine the aid you may be eligible to receive.
- Your school(s) will contact you if they need more information or when they are ready to discuss your financial aid award.
- If you have questions about your financial aid package, contact your school(s).

Do you have another child who needs to complete a FAFSA?
 If so, you can transfer your information into a new FAFSA form for your other child to save time. You will have to provide a signature again, but that's all.

[Transfer FAFSA Information](#)

School(s) On Your FAFSA Form

School Name	Graduation Rate	Retention Rate	Transfer Rate
Alabama Agrcltl & Mechl Univ	25%	60%	41%
Alabama State University	N/A	N/A	N/A

Independent Student and IRS DRT Flow

Personal Information for Student

✓
Student Demographics

✓
School Selection

✓
Dependency Status

4
Parent Demographics

5
Parent Financials

6
Student Financials

7
Sign & Submit

STUDENT INFORMATION

Personal Information for Student

ⓘ Because the FAFSA® form belongs to the student, "you" and "your" always (unless otherwise noted) refer to the student.

Your Social Security Number

Your First Name

 ?

Your Middle Initial

 ?

Your Last Name

 ?

Your Date of Birth

<small>Month</small>	<small>Day</small>	<small>Year</small>
02	05	2001

Previous

Continue

Student Email and Phone

The screenshot shows a multi-step application process. At the top, a progress bar contains seven steps: 'Student Demographics' (checked), 'School Selection' (checked), 'Dependency Status' (checked), 'Parent Demographics' (current step, highlighted with a blue circle and number 4), 'Parent Financials' (5), 'Student Financials' (6), and 'Sign & Submit' (7). Below the progress bar, the page is titled 'STUDENT INFORMATION' and 'Student Email and Phone'. It features three input fields: 'Your Email Address' (containing 'test595011519@test.com'), 'Reenter Your Email Address' (containing 'test595011519@test.com'), and 'Your Telephone Number' (empty). Each field has a help icon (question mark in a circle) to its right. At the bottom, there are two buttons: 'Previous' and 'Continue'.

Student Demographics ✓ School Selection ✓ Dependency Status ✓ **4** Parent Demographics 5 Parent Financials 6 Student Financials 7 Sign & Submit

STUDENT INFORMATION

Student Email and Phone

Your Email Address

 ⓘ

Reenter Your Email Address

 ⓘ

Your Telephone Number

Previous Continue

Student Address

STUDENT INFORMATION

Student Address

Your Permanent Mailing Address (include apt. number)

 ⓘ

Your City (and country, if not U.S.)

 ⓘ

Your State

 ⓘ

Your ZIP Code

 ⓘ

[Previous](#) [Continue](#)

Student Residency and Eligibility

The screenshot shows a progress bar at the top with seven steps: Student Demographics (checked), School Selection (checked), Dependency Status (checked), Parent Demographics (4), Parent Financials (5), Student Financials (6), and Sign & Submit (7). The main content area is titled 'STUDENT INFORMATION' and 'Student Residency and Eligibility'. It contains two questions: 'Have you lived in New Hampshire for at least 5 years?' with radio buttons for 'Yes' (selected) and 'No'; and 'Are you a U.S. citizen?' with a dropdown menu showing 'Yes, I am a U.S. citizen (or U.S. national)'. At the bottom, there are 'Previous' and 'Continue' buttons.

Student Demographics ✓ School Selection ✓ Dependency Status ✓ Parent Demographics 4 Parent Financials 5 Student Financials 6 Sign & Submit 7

STUDENT INFORMATION

Student Residency and Eligibility

Have you lived in New Hampshire for at least 5 years? ?

Yes

No

Are you a U.S. citizen?

Yes, I am a U.S. citizen (or U.S. national). ?

Previous Continue

Student Education

✓
Student Demographics

✓
School Selection

✓
Dependency Status

✓
Parent Demographics

✓
Parent Financials

✓
Student Financials

7
Sign & Submit

STUDENT INFORMATION

Student Education

What will your high school completion status be when you begin college in the 2022–23 school year?

High school diploma
⌵
?

What college degree or certificate will you be working on when you begin the 2022–23 school year?

1st bachelor's degree
⌵
?

Will you have your first bachelor's degree before you begin the 2022–23 school year? ?

Yes

No

What will your college grade level be when you begin the 2022–23 school year?

4th yr./senior
⌵
?

Are you interested in being considered for work-study? ?

Yes

No

Don't know

Previous

Continue

Student Selective Service

The screenshot shows a progress bar at the top with seven steps: Student Demographics (checked), School Selection (checked), Dependency Status (checked), Parent Demographics (4), Parent Financials (5), Student Financials (6), and Sign & Submit (7). The main content area is titled "STUDENT INFORMATION" and "Student Selective Service". It contains two radio button questions. The first question is "Are you male or female?" with "Male" selected. The second question is "Are you registered with the Selective Service System?" with "Yes" selected. A blue information box states: "Most male citizens and immigrants must register with the Selective Service System to receive federal student aid." At the bottom, there are "Previous" and "Continue" buttons.

Student Demographics ✓ School Selection ✓ Dependency Status ✓ Parent Demographics 4 Parent Financials 5 Student Financials 6 Sign & Submit 7

STUDENT INFORMATION

Student Selective Service

Are you male or female? ⓘ

Male

Female

i Most male citizens and immigrants must register with the Selective Service System to receive federal student aid.

Are you registered with the Selective Service System? ⓘ

Yes

No

Previous Continue

Student Driver's License

Progress bar: Student Demographics (✓), School Selection (✓), Dependency Status (✓), **Parent Demographics (4)**, Parent Financials (5), Student Financials (6), Sign & Submit (7)

STUDENT INFORMATION

Student Driver's License

Your Driver's License Number (if you have one)

Your Driver's License State

Select

Previous Continue

Student Foster Care and Parent Education Completion

Progress bar: Student Demographics (✓), School Selection (✓), Dependency Status (✓), Parent Demographics (4), Parent Financials (5), Student Financials (6), Sign & Submit (7)

STUDENT INFORMATION

Student Foster Care and Parent Education Completion

Are you a foster youth or were you in the foster care system at any time? ⓘ

Yes

No

What's the highest school completed by Parent 1?

Select ⓘ

What's the highest school completed by Parent 2?

Select ⓘ

Previous Continue

Student Eligibility Worksheet

The screenshot shows a multi-step application process. The progress bar at the top includes: Student Demographics (checked), School Selection (checked), Dependency Status (checked), Parent Demographics (checked), Parent Financials (5), Student Financials (6), and Sign & Submit (7). The current step is 'Parent Financials', which contains the following questions:

STUDENT INFORMATION
Student Eligibility Worksheet

Have you ever received federal student aid? ⓘ

Yes
 No

Have you been convicted of the possession or sale of illegal drugs for an offense that occurred while you were receiving federal student aid (grants, work-study funds, and/or loans)? ⓘ

Yes
 No

Navigation buttons: Previous (disabled), Continue (active)

Search for High School

✓
Student Demographics

2
School Selection

3
Dependency Status

4
Parent Demographics

5
Parent Financials

6
Student Financials

7
Sign & Submit

STUDENT INFORMATION

Add Your High School

✓ Application was successfully saved.

i Because the FAFSA® form belongs to the student, "you" and "your" always (unless otherwise noted) refer to the student.

i To find your high school, enter the following criteria and select "Search."

State / Province / Territory

? My country is not listed

City - optional

?

High School Name - optional

?

Add Your High School Manually

✓
Student Demographics

✓
School Selection

3
Dependency Status

4
Parent Demographics

5
Parent Financials

6
Student Financials

7
Sign & Submit

STUDENT INFORMATION

Add Your High School Manually

i Please enter the full name, city, and state of your high school in the fields below. We'll attempt to match your school information with a school in our database. If we are unable to find a match, the information you provided will be added to your FAFSA® form.

State / Province / Territory

Select

? My country is not listed

City

Full High School Name

Return to Search

Continue

High School Search Results

Search Results 1 to 10 of 100. SORT BY: Best Match A-Z

<input type="radio"/>	School Without Walls Hs Washington, DC
<input type="radio"/>	Archbishop Carroll High School Washington, DC
<input type="radio"/>	Capital City High School Pcs Washington, DC
<input type="radio"/>	Gonzaga College High School Washington, DC
<input type="radio"/>	Hospitality High School Washington, DC
<input type="radio"/>	St Johns College High School Washington, DC
<input type="radio"/>	Academy for Ideal Education Middle/Hs Washington, DC
<input type="radio"/>	Anacostia Hs Washington, DC
<input type="radio"/>	Ballou Hs Washington, DC
<input type="radio"/>	Ballou Stay Hs Washington, DC

< Previous 1 2 3 4 5 Next > I can't find my school

Previous Continue

Confirm Your High School

The screenshot shows a progress bar at the top with seven steps: Student Demographics (checked), School Selection (checked), Dependency Status (3), Parent Demographics (4), Parent Financials (5), Student Financials (6), and Sign & Submit (7). The main content area is titled 'STUDENT INFORMATION' and 'Confirm Your High School'. It contains two instructional boxes: a green one with a checkmark saying 'Review the information below and then select "Continue" to add this school to your application.' and a blue one with an information icon saying 'Verify that the high school information you entered is correct, then select "Continue."'. Below this is the 'High School Information' section with the following details: HIGH SCHOOL NAME: Anacostia Hs; CITY: Washington; STATE: District of Columbia. At the bottom, there are three buttons: 'Previous', 'Start New Search', and 'Continue'.

Student Demographics ✓ School Selection ✓ Dependency Status 3 Parent Demographics 4 Parent Financials 5 Student Financials 6 Sign & Submit 7

STUDENT INFORMATION

Confirm Your High School

✓ Review the information below and then select "Continue" to add this school to your application.

i Verify that the high school information you entered is correct, then select "Continue."

High School Information

HIGH SCHOOL NAME
Anacostia Hs

CITY
Washington

STATE
District of Columbia

Previous Start New Search Continue

College Search

✓
Student Demographics

2
School Selection

3
Dependency Status

4
Parent Demographics

5
Parent Financials

6
Student Financials

7
Sign & Submit

SCHOOL SELECTION

College Search

i TestE, based on the information you provided, we've determined that you may qualify for federal student aid. Continue through the application for us to determine how much aid you can receive.

i Here's where you'll search for the colleges to which you'd like to send your FAFSA® information. You can add up to 10 colleges at a time to your FAFSA form. Learn what to do if you're applying to more than 10 colleges.

Make sure you add ALL colleges you're interested in, even if you haven't applied or been accepted yet.

i Complete the fields below to search for a college to add to your FAFSA® form. Need help refining your search? Try these search tips.

Search by School Name, City, State
Search by Federal School Code

State

Select
⌵
?

City - optional

School Name - optional

Search

Previous

College Search Results

Search Results 1 to 10 of 39. SORT BY: Best Match A-Z

<input checked="" type="checkbox"/>	Howard University Federal School Code: 001448 Washington, DC View College Info
<input type="checkbox"/>	American University Federal School Code: 001434 Washington, DC View College Info
<input type="checkbox"/>	Catholic University of America Federal School Code: 001437 Washington, DC View College Info
<input type="checkbox"/>	Gallaudet University Federal School Code: 001443 Washington, DC View College Info
<input type="checkbox"/>	George Washington University Federal School Code: 011950 Washington, DC View College Info
<input type="checkbox"/>	George Washington University Federal School Code: 001444 Washington, DC View College Info
<input type="checkbox"/>	Georgetown University Federal School Code: 001445 Washington, DC View College Info
<input type="checkbox"/>	Georgetown University - Graduate School Federal School Code: E01671 Washington, DC View College Info
<input type="checkbox"/>	Southeastern University Federal School Code: 001456 Washington, DC View College Info
<input type="checkbox"/>	Strayer University Federal School Code: 001459 Washington, DC View College Info

Search by Federal School Code

✓ Student Demographics
 ✓ School Selection
 3 Dependency Status
 4 Parent Demographics
 5 Parent Financials
 6 Student Financials
 7 Sign & Submit

SCHOOL SELECTION

College Search

i TESTG, based on the information you provided, we have determined that you may qualify for federal student aid. Continue through the application for us to determine how much aid you can receive.

i Here's where you'll search for the colleges to which you'd like to send your FAFSA® information. You can add up to 10 colleges at a time to your FAFSA form. [Learn what to do if you're applying to more than 10 colleges.](#)

Make sure you add ALL colleges you're interested in, even if you haven't applied or been accepted yet.

i Enter the college's school code and select "Search."

Search by School Name, City, State
 Search by Federal School Code

Federal School Code

Search

Previous

Selected Colleges and Housing Info

The screenshot displays the 'School Selection' step of the Federal Student Aid application. The top navigation bar includes steps: Student Demographics (1), School Selection (2), Dependency Status (3), Parent Demographics (4), Parent Financials (5), Student Financials (6), and Sign & Submit (7). The main content area is titled 'SCHOOL SELECTION' and 'Selected Colleges and Housing Info'. An information box states: 'For each school listed, select the appropriate housing plan from the drop-down list.' Below this, a card for 'Howard University' is shown with its Federal School Code (001448) and location (Washington, DC). A 'Housing Plan' dropdown menu is set to 'On Campus', and a 'Remove' button is present. A '+ Add More Schools' button is located below the card. At the bottom, there is a 'Compare All Schools' link, a 'Previous' button, and a 'Continue' button.

Student Demographics **2** School Selection 3 Dependency Status 4 Parent Demographics 5 Parent Financials 6 Student Financials 7 Sign & Submit

SCHOOL SELECTION

Selected Colleges and Housing Info

i For each school listed, select the appropriate housing plan from the drop-down list.

^	Howard University Federal School Code: 001448 Washington, DC View College Info
01	Housing Plan
v	On Campus ? Remove

+ Add More Schools

[Compare All Schools](#)

[Previous](#) [Continue](#)

Student Marital Status

The screenshot shows the FAFSA application process with a progress bar at the top. The steps are: Student Demographics (checked), School Selection (checked), Dependency Status (3, active), Parent Demographics (4), Parent Financials (5), Student Financials (6), and Sign & Submit (7). The main content area is titled 'SCHOOL SELECTION' and 'Student Marital Status'. It features a green success message: 'Application was successfully saved.' Below this is an information icon and text: 'Because the FAFSA® form belongs to the student, "you" and "your" always (unless otherwise noted) refer to the student.' The question 'What is your marital status as of today?' is followed by a dropdown menu with 'Single' selected and a help icon. At the bottom are 'Previous' and 'Continue' buttons.

✓ Student Demographics ✓ School Selection 3 Dependency Status 4 Parent Demographics 5 Parent Financials 6 Student Financials 7 Sign & Submit

SCHOOL SELECTION

Student Marital Status

✓ Application was successfully saved.

i Because the FAFSA[®] form belongs to the student, "you" and "your" always (unless otherwise noted) refer to the student.

What is your marital status as of today?

Single

Previous Continue

Does the Student Have Dependents?

The screenshot shows a web application interface for the Federal Student Aid application. At the top, there is a progress bar with seven steps: 1. Student Demographics (checked), 2. School Selection (checked), 3. Dependency Status (active), 4. Parent Demographics, 5. Parent Financials, 6. Student Financials, and 7. Sign & Submit. Below the progress bar, the main content area is titled "STUDENT INFORMATION" and "Does the student have dependents?". Under "Dependent Children", there is a question: "Do you now have or will you have children who will receive more than half of their support from you between July 1, 2022 and June 30, 2023?". There are two radio button options: "Yes" (selected) and "No". Below this is another question: "How many children will receive over half of their support from you?". A text input field contains the number "2". Under "Other Dependents", there is a question: "Do you have dependents (other than your children or spouse) who live with you and who receive more than half of their support from you, now and through June 30, 2023?". There are two radio button options: "Yes" and "No" (selected). At the bottom, there are two buttons: "Previous" and "Continue".

Student Demographics ✓ School Selection ✓ **3** Dependency Status 4 Parent Demographics 5 Parent Financials 6 Student Financials 7 Sign & Submit

STUDENT INFORMATION

Does the student have dependents?

Dependent Children

Do you now have or will you have children who will receive more than half of their support from you between July 1, 2022 and June 30, 2023? ⓘ

Yes
 No

How many children will receive over half of their support from you?

2 ⓘ

Other Dependents

Do you have dependents (other than your children or spouse) who live with you and who receive more than half of their support from you, now and through June 30, 2023? ⓘ

Yes
 No


Previous Continue

Student Household Info

✓ Student Demographics ✓ School Selection ✓ Dependency Status ✓ Parent Demographics ✓ Parent Financials ✓ Student Financials 7 Sign & Submit

STUDENT INFORMATION

Student Household Info



Your household size is **3**.

Your:	Your Children:
1	2

Number in College

Out of the 3 people in your household (as shown above), how many will be college students between July 1, 2022 and June 30, 2023? **Include yourself in this number.**

[Previous](#) [Continue](#)

Independent Student Status

The screenshot shows a progress bar at the top with seven steps: Student Demographics (checked), School Selection (checked), Dependency Status (active, circled 3), Parent Demographics (circled 4), Parent Financials (circled 5), Student Financials (circled 6), and Sign & Submit (circled 7).

STUDENT INFORMATION

Independent Student Status

You are considered an **"independent"** student. This means you are not required to answer questions about your parents.

However, you may want to answer questions about your parents if

- you are a law school or health profession student (such as a medical or nursing student), or
- your school requires parental information from all students.

Would you like to answer questions about your parents?

Yes

No

[Previous](#) [Continue](#)

Student Tax Filing Status

Student Demographics ✓ School Selection ✓ Dependency Status ✓ Parent Demographics ✓ Parent Financials ✓ Student Financials 6 Sign & Submit 7

STUDENT INFORMATION

Student Tax Filing Status

✓ Application was successfully saved.

i Because the FAFSA® form belongs to the student, “you” and “your” always (unless otherwise noted) refer to the student.

For 2020, have you completed your IRS income tax return or another tax return?
Already completed

What income tax return did you file for 2020?
IRS Form 1040

For 2020, what is your tax filing status according to your tax return?
Married-filed joint return

RECOMMENDED
IRS Data Retrieval Tool

Based on your responses, you are not eligible to transfer your information from the IRS into this FAFSA® form.
Select “Continue.”

Previous Continue

Leaving the FAFSA.gov Pop-up

The screenshot shows a progress bar at the top with seven steps: Student Demographics, School Selection, Dependency Status, Parent Demographics, Parent Financials, Student Financials (highlighted with a blue circle and the number 6), and Sign & Submit (highlighted with a white circle and the number 7). Below the progress bar, the heading reads "STUDENT INFORMATION" followed by "Student Leaving Your FAFSA® Form". The main text contains three paragraphs explaining that the form will delete income question responses and replace them with tax return information, that the user is being transferred to the IRS website, and that the saved FAFSA form will automatically open from the IRS website. At the bottom, there are two buttons: "Skip IRS DRT and Complete Manually" and "Proceed to the IRS".

Student Demographics ✓ School Selection ✓ Dependency Status ✓ Parent Demographics ✓ Parent Financials ✓ **6 Student Financials** 7 Sign & Submit

STUDENT INFORMATION

Student Leaving Your FAFSA® Form

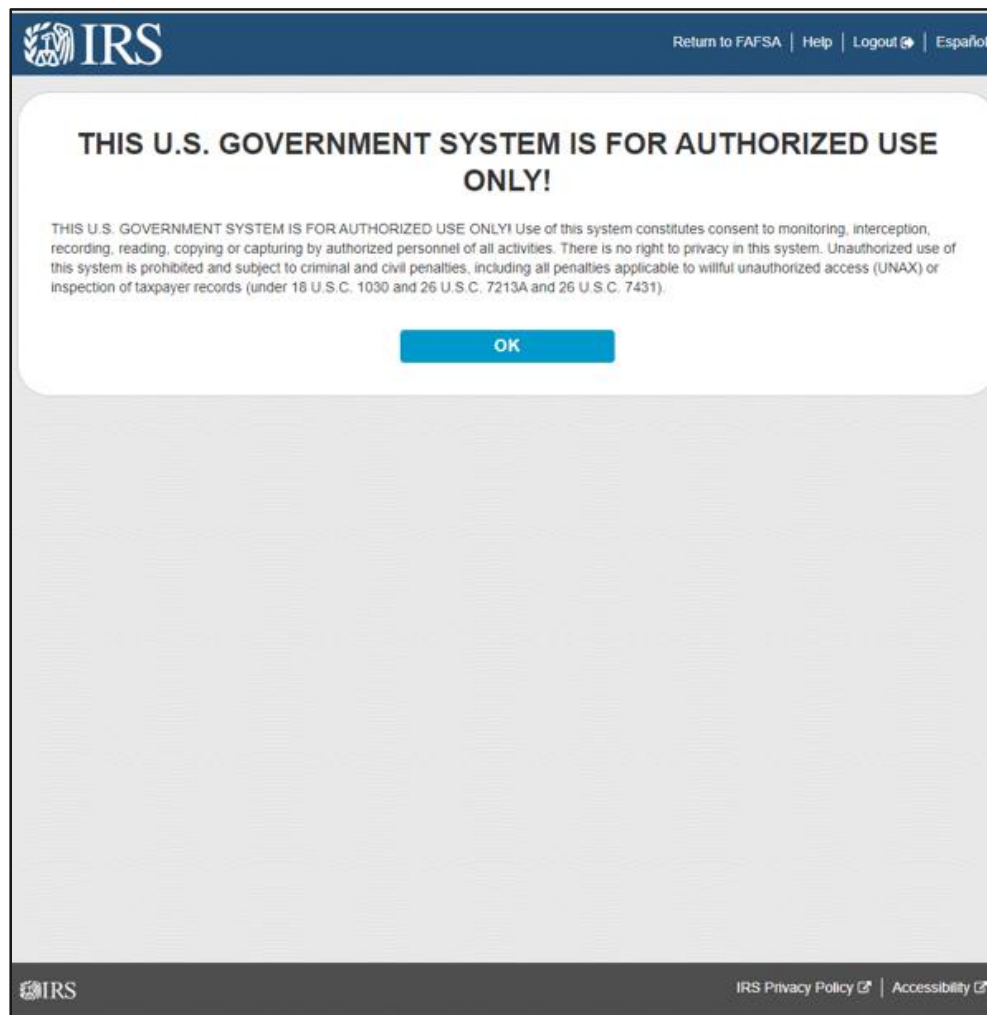
You have entered answers to one or more income questions. Your FAFSA form will delete these responses and replace them with information contained in your tax return when you transfer your IRS tax information into this FAFSA form.

You are now leaving your FAFSA form and will be transferred to the IRS website to access your IRS tax information. Your FAFSA information will be saved.

Your saved FAFSA form will automatically open either when you transfer your information from the IRS or choose to return to your FAFSA form from the IRS website. If you do not transfer your information or choose not to return to your FAFSA form from the IRS website, you will have to log in to open your saved FAFSA form.

[Skip IRS DRT and Complete Manually](#) [Proceed to the IRS](#)

IRS Website Disclaimer



Get My Federal Income Tax Information


Return to FAFSA | Help | Logout | Español

Get My Federal Income Tax Information

See our [Privacy Notice](#) regarding our request for your personal information.

Enter the following information from your 2020 Federal Income Tax Return. [?](#)

All fields are required unless marked otherwise.

First Name

Last Name

Social Security Number

No input required

Date of Birth

MM/DD/YYYY

Filing Status [?](#)

Street Address [?](#)

Must match your 2019 Federal Income Tax Return

P.O. Box [?](#)

Required if entered on your tax return

Apartment Number

Required if entered on your tax return

Country


City, Town or Post Office

State / U.S. Territory


ZIP Code

By submitting this information, you certify that you are the person identified. Use of this system to access another person's information may result in civil and criminal penalties.

Select the button below to exit the IRS system and return to your FAFSA.


IRS Privacy Policy [?](#) | Accessibility [?](#)

Federal Income Tax Information Results


Return to FAFSA | Help | Logout | Español

2020 Federal Income Tax Information

[Edit Data](#)

Based on the information you provided, the Internal Revenue Service (IRS) located your income tax return. With your permission below, the IRS will securely transfer your tax information to the U.S. Department of Education (ED) to populate any applicable FAFSA® questions.

For your protection, the IRS will not display your tax information and will further encrypt any tax information transferred using the IRS DRT; therefore, ED is unable to display your tax information on your FAFSA form.

The data retrieved from your tax return is limited to the items listed below as you reported to the IRS:

Tax Year	Type of Return Filed	Untaxed Portion of IRA Distributions & Pensions/Annuities
Name(s)	Adjusted Gross Income	Tax-exempt Interest Income
Social Security Number	Income Earned from Work	IRA Deductions and Payments
Filing Status	Income Tax	Status of Amended Returns Received
IRS Exemptions	Education Credits	Schedule 1 Evaluation

Refer to your tax records if you have a question about the values you reported.

Transfer My Tax information into the FAFSA Form [?](#)


The tax information provided to fafsa.gov will populate the answers to the appropriate FAFSA questions. After the FAFSA questions are populated, your IRS session will end, and you will return to your FAFSA form. Check this box if you are choosing to transfer your information.

TRANSFER NOW [?](#)

Do Not Transfer My Tax information and Return to the FAFSA Form [?](#)

By clicking the "Do Not Transfer" button, you are choosing not to transfer your tax information electronically. Your IRS session will end, and you will return to your FAFSA form.

DO NOT TRANSFER [?](#)


IRS Privacy Policy | Accessibility

Student IRS Info

The screenshot shows the FAFSA application progress bar at the top with seven steps: Student Demographics, School Selection, Dependency Status, Parent Demographics, Parent Financials, Student Financials (highlighted with a blue circle and the number 6), and Sign & Submit (highlighted with a white circle and the number 7). Below the progress bar, the page title is "STUDENT INFORMATION" followed by "Student IRS Info". A green success message box contains a checkmark icon and the text: "You have successfully transferred your 2020 IRS tax information. Your IRS tax information has been successfully transferred into this FAFSA® form. Questions that were populated with tax information will be marked with 'Transferred from the IRS.' For your protection, IRS tax return information is not displayed on the FAFSA form." Below this message is a question: "What was your adjusted gross income for 2020?". The answer field contains the text "Transferred from the IRS" and a question mark icon. At the bottom of the page are two buttons: "Previous" and "Continue".

Student Demographics ✓ School Selection ✓ Dependency Status ✓ Parent Demographics ✓ Parent Financials ✓ **6** Student Financials Sign & Submit 7

STUDENT INFORMATION

Student IRS Info

✓ You have successfully transferred your 2020 IRS tax information.

Your IRS tax information has been successfully transferred into this FAFSA® form. Questions that were populated with tax information will be marked with "Transferred from the IRS." For your protection, IRS tax return information is not displayed on the FAFSA form.

What was your adjusted gross income for 2020?

Transferred from the IRS ?

Previous Continue

Student Income from Work

✓ Student Demographics ✓ School Selection ✓ Dependency Status ✓ Parent Demographics ✓ Parent Financials **6** Student Financials 7 Sign & Submit

STUDENT INFORMATION

Student Income from Work

How much did you earn from working (wages, salaries, tips, etc.) in 2020?

Transferred from the IRS ⓘ

Did you file an IRS Schedule K-1 (Form 1065) for 2020? ⓘ

Yes

No

[Previous](#) [Continue](#)

Student Simplified Path Determination

The screenshot shows a progress bar at the top with seven steps: Student Demographics, School Selection, Dependency Status, Parent Demographics, Parent Financials, Student Financials (current step, marked with a blue circle and the number 6), and Sign & Submit (marked with a circle and the number 7). The main content area is titled 'STUDENT INFORMATION' and 'Student Simplified Path Determination'. It contains a question about filing a Schedule 1, with a text input field containing 'Transferred from the IRS'. At the bottom, there are 'Previous' and 'Continue' buttons.

✓ Student Demographics ✓ School Selection ✓ Dependency Status ✓ Parent Demographics ✓ Parent Financials **6** Student Financials 7 Sign & Submit

STUDENT INFORMATION

Student Simplified Path Determination

Did you file a Schedule 1? Select **No** if you did not file a Schedule 1 or **only filed** a Schedule 1 to report: unemployment compensation, educator expenses, IRA deduction, student loan interest deduction, Alaska Permanent Fund dividend, or virtual currency. [Learn more about Schedule 1.](#)

Transferred from the IRS

Previous Continue

Student Additional IRS Info

✓ Student Demographics ✓ School Selection ✓ Dependency Status ✓ Parent Demographics ✓ Parent Financials **6** Student Financials 7 Sign & Submit

STUDENT INFORMATION

Student Additional IRS Info

Enter the amount of your income tax for 2020.

 ⓘ

Student Questions for Tax Filers Only

✓ Student Demographics ✓ School Selection ✓ Dependency Status ✓ Parent Demographics ✓ Parent Financials **6** Student Financials 7 Sign & Submit

STUDENT INFORMATION

Student Questions for Tax Filers Only

Did you have any of the following items in 2020? Enter amounts for all that apply.

Combat pay or special combat pay. **This should be zero for enlisted persons and warrant officers** (including commissioned warrant officers) because combat pay is entirely nontaxable. Only enter taxable combat pay included in your (and, if married, your spouse's) adjusted gross income.

\$ 0 .00 ⓘ

Student college grant and scholarship aid reported to the IRS in your income. Includes AmeriCorps benefits (awards, living allowances, and interest accrual payments), as well as grant and scholarship portions of fellowships and assistantships.

\$ 0 .00 ⓘ

Education credits (*American Opportunity Tax Credit* or *Lifetime Learning Tax Credit*) from IRS.

Transferred from the IRS ⓘ

Untaxed portions of IRA distributions and pensions from IRS Form.

Transferred from the IRS ⓘ

IRA Deductions and Payments to Self-employed SEP, SIMPLE, Keogh and other qualified plans from IRS Form.

Transferred from the IRS ⓘ

Tax Exempt Interest Income from IRS Form

Transferred from the IRS ⓘ

Previous Continue

Student Additional Financial Info

✓ Student Demographics ✓ School Selection ✓ Dependency Status ✓ Parent Demographics ✓ Parent Financials **6** Student Financials 7 Sign & Submit

STUDENT INFORMATION

Student Additional Financial Info

Did you have any of the following items in 2020? Enter amounts for all that apply.

Child support you paid because of divorce or separation or as a result of a legal requirement. Do not include support for children in your household.

\$ 0 .00 ?

Earnings from work under a Cooperative Education Program offered by a college.

\$ 0 .00 ?

Taxable earnings from need-based employment programs, such as Federal Work-Study and need-based employment portions of fellowships and assistantships.

\$ 0 .00 ?

Previous Continue

Student Untaxed Income

✓
Student Demographics

✓
School Selection

✓
Dependency Status

✓
Parent Demographics

✓
Parent Financials

6
Student Financials

7
Sign & Submit

STUDENT INFORMATION

Student Untaxed Income

Did you have any of the following items in 2020? Enter amounts for all that apply. y.

Child support received for all children. Do not include foster care or adoption payments.

\$.00 [?](#)

Housing, food, and other living allowances paid to members of the military, clergy, and others (including cash payments and cash value of benefits). Do not include the value of on-base military housing or the value of a basic military allowance for housing.

\$.00 [?](#)

Payments to tax-deferred pension and retirement savings plans (paid directly or withheld from earnings), including, but not limited to, amounts reported on the W-2 Form in Boxes 12a through 12d, codes D, E, F, G, H, and S. **Don't include** amounts reported in code DD (employer contributions toward employee health benefits).

\$.00 [?](#)

Veterans noneducation benefits such as Disability Death Pension or Dependency and Indemnity Compensation (DIC); and/or VA Educational Work-Study allowances.

\$.00 [?](#)

Other untaxed income not reported, such as workers' compensation, disability benefits, etc.

\$.00 [?](#)

Money received, or paid on your behalf (e.g., bills), not reported elsewhere on this form. This includes money that you received from a parent or other person whose financial information is not reported on this form and that is not part of a legal child support agreement.

\$.00 [?](#)

Previous

Continue

Student Assets

✓
Student Demographics

✓
School Selection

✓
Dependency Status

✓
Parent Demographics

✓
Parent Financials

6
Student Financials

7
Sign & Submit

STUDENT INFORMATION

Student Assets

Do you want to skip questions about your assets? [?](#)

Yes

No

As of today, what is your total current balance of cash, savings, and checking accounts?

\$.00 [?](#)

As of today, what is the net worth of your investments, including real estate (not your home)?

\$.00 [?](#)

As of today, what is the net worth of your current businesses and/or investment farms? **Don't include** a family farm or family business with 100 or fewer full-time or full-time equivalent employees.

\$.00 [?](#)

Previous

Continue

Preparer Info

✓ Student Demographics ✓ School Selection ✓ Dependency Status ✓ Parent Demographics ✓ Parent Financials ✓ Student Financials **7** Sign & Submit

SIGN & SUBMIT

Preparer Info

✓ Application was successfully saved.

Are you a paid preparer? (This is rare.) ⓘ

Yes

No

[Previous](#) [Continue](#)

FAFSA Summary (Authenticated User)

✓ Student Demographics ✓ School Selection ✓ Dependency Status ✓ Parent Demographics ✓ Parent Financials ✓ Student Financials **7** Sign & Submit

SIGN & SUBMIT

FAFSA[®] Summary

i You're not done yet!
You still need to submit your FAFSA[®] form. After you print this page, select "Continue" to sign your FAFSA form.

FAFSA Summary: 2022-23 Student ID: ****-0017 TE

FAFSA Summary (Authenticated User)

Student Demographics	
Student's Social Security Number (question 8)-0017
Student's First Name (question 2), Student's Middle Initial (question 3)	INDEPENDENT
Student's Last Name (question 1)	TESTER
Student's Date of Birth (question 9)	01/01/1990
Student's Email Address (question 13)	test577110017@test.com
Student's Telephone Number (question 10)	
Student's Permanent Mailing Address (question 4)	1000 TEST AVE
Student's Permanent City (question 5)	LAWTON
Student's Permanent State (question 6), Student's Permanent ZIP Code (question 7)	Alaska, 51030
Has the student lived in state for at least five years?	No
Student's State of Legal Residence (question 18)	Alaska
Was the student a legal resident before January 1, 2016? (question 19)	Yes
When did the student became a resident of the state? (question 20)	
Student's Citizenship Status (question 14)	Yes, I am a U.S. citizen (or U.S. national).
Student's Alien Registration Number (question 15)	
Has the student completed high school or an equivalent? (question 26)	High school diploma

Type of Degree/Certificate (question 30)	1st bachelor's degree
Did the student complete his or her first bachelor's degree before 2022-23 school year? (question 28)	No
Student's Grade Level in College in 2022-23 (question 29)	4th yr./senior
Is the student interested in Work-Study? (question 31)	Yes
Is the student male or female? (question 21)	Male
Does the student want to register with the Selective Service System? (question 22)	
Student's Driver's License Number (question 11)	
Student's Driver's License State (question 12)	
Is the student in foster care?	No
Parent 1 Educational Level (question 24)	College or beyond
Parent 2 Educational Level (question 25)	College or beyond
Does the student have a drug conviction affecting his or her eligibility? (question 23)	Eligible for aid
Student Aid Eligibility Worksheet	
Has the student received federal student aid?	Yes

FAFSA Summary (Authenticated User)


School Selection ⌵	
Student's High School Name (question 27)	Lawton-Bronson Junior-Senior High School
Student's High School City (question 27)	Lawton
Student's High School State (question 27)	Iowa
First College (question 101a)	Howard University
First Housing Plans (question 101b)	On Campus
Second College (question 101c)	
Second Housing Plans (question 101d)	
Third College (question 101e)	
Third Housing Plans (question 101f)	
Fourth College (question 101g)	
Fourth Housing Plans (question 101h)	
Fifth College (question 101i)	
Fifth Housing Plans (question 101j)	
Sixth College (question 101k)	
Sixth Housing Plans (question 101l)	
Seventh College (question 101m)	
Seventh Housing Plans (question 101n)	
Eighth College (question 101o)	
Eighth Housing Plans (question 101p)	
Ninth College (question 101q)	

Ninth Housing Plans (question 101r)	
Tenth College (question 101s)	
Tenth Housing Plans (question 101t)	
Dependency Status ⌵	
Student's Marital Status (question 16)	Married/Remarried
Student's Marital Status Date (question 17)	01/1994
Does the student have children he or she supports? (question 50)	No
Does the student have dependents other than children or spouse? (question 51)	Yes
Is the student on active duty in U.S. armed forces? (question 48)	
Is the student a veteran? (question 49)	
Are the student's parents deceased? Is the student ward of court? Is the student in foster care? (question 52)	
Is or was the student an emancipated minor? (question 53)	
Is or was the student in legal guardianship? (question 54)	
Is the student an unaccompanied homeless youth as determined by a high school homeless liaison? (question 55)	
Is the student an unaccompanied homeless youth as determined by the U.S. Department of Housing and Urban Development? (question 56)	

FAFSA Summary (Authenticated User)

Student Financials ⌵	
Has the student filed 2020 income tax return? (question 32)	Already completed
Student's Type of 2020 Tax Form Used (question 33)	Transferred from the IRS
Student's 2020 Tax Return Filing Status (question 34)	Single
Student's 2020 Adjusted Gross Income (question 36)	Transferred from the IRS
Student's 2020 Income Earned from Work (question 38)	Transferred from the IRS
Spouse's 2020 Income Earned from Work (question 39)	
Has the student filed schedule 1? (question 35)	Transferred from the IRS
Is the student or spouse a dislocated worker? (question 100)	
Has the student received Medicaid? (question 95)	
Has the student received Supplemental Security Income? (question 95)	
Has the student received Supplemental Nutrition Assistance Program (SNAP) benefits? (question 96)	
Has the student received free or reduced price lunches? (question 97)	
Has the student received Temporary Assistance for Needy Families (TANF) benefits? (question 98)	

Has the student received assistance from the Special Supplemental Nutrition Program for Women, Infants, and Children (WIC)? (question 99)	
Student Financials (continued)	
Student's 2020 U.S. Income Tax Paid (question 37)	Transferred from the IRS
Student's Taxable Combat Pay Reported in Adjusted Gross Income (question 43e)	\$0
Student's College Grant and Scholarship Aid Reported to IRS as Income (question 43d)	\$0
Student's Education Credits (question 43a)	Transferred from the IRS
Student's Untaxed Portions of IRA Distributions and Pensions (question 44e)	Transferred from the IRS
Student's Deductible Payments to IRA/Keogh/Other (question 44b)	Transferred from the IRS
Student's Tax Exempt Interest Income (question 44d)	Transferred from the IRS
Student's Child Support Paid (question 43b)	\$0
Student's Cooperative Education Earnings (question 43f)	\$0
Student's Taxable Earnings from Need-Based Employment Programs (question 43c)	\$0
Student's Child Support Received (question 44c)	\$30,000
Student's Housing, Food, and Living Allowances (question 44f)	\$30,000
Student's Payments to Tax-Deferred Pensions and Retirement Savings (question 44a)	\$30,000

Student's Veterans Noneducation Benefits (question 44g)	\$0
Student's Other Untaxed Income or Benefits (question 44h)	\$0
Money Received or Paid on Student's Behalf (question 44i)	\$0
Do the student's total assets exceed \$2,200?	Yes
Student's Total of Cash, Savings, and Checking Accounts (question 40)	\$750
Student's Net Worth of Current Investments (question 41)	\$750
Student's Net Worth of Businesses/Investment Farms (question 42)	\$750
Sign and Submit ⌵	
Preparer's Social Security Number (question 104)	
Preparer's Employer Identification Number (question 105)	
 Print This Page	
Previous	Continue

Agreement of Terms (Authenticated User)

✓ Student Demographics
✓ School Selection
✓ Dependency Status
✓ Parent Demographics
✓ Parent Financials
✓ Student Financials
7 Sign & Submit

SIGN & SUBMIT

Read Before Proceeding

i Carefully read and acknowledge whether you agree to our terms outlined below by selecting the checkbox at the bottom of this page.
 Select "Sign and Submit FAFSA Form."

By signing this application electronically using your FSA ID (username and password) and/or any other credential or by signing a signature page and mailing it to us, YOU, THE STUDENT, certify that you

1. will use federal and/or state student financial aid only to pay the cost of attending an institution of higher education.
2. are not in default on a federal student loan or have made satisfactory arrangements to repay it.
3. do not owe money back on a federal student grant or have made satisfactory arrangements to repay it.
4. will notify your school if you default on a federal student loan, and
5. will not receive a Federal Pell Grant from more than one school for the same period of time.

By signing this application electronically using your username and password, and/or any other credential or by signing a signature page and mailing it to us, you certify that all of the information you provided is true and complete to the best of your knowledge and you agree, if asked to provide

1. information that will verify the accuracy of your completed form, and
2. U.S. or state income tax forms that you filed or are required to file.

By signing this application electronically using your username and password, and/or any other credential or by signing a signature page and mailing it to us, you certify that all of the information you provided is true and complete to the best of your knowledge and you agree, if asked to provide

1. information that will verify the accuracy of your completed form, and
2. U.S. or state income tax forms that you filed or are required to file.

You also certify that you understand that the secretary of education has the authority to verify information reported on your application with the Internal Revenue Service and other federal agencies.

If you sign this application or any document related to the federal student aid programs electronically using a username and password, and/or any other credential, you certify that you are the person identified by the username and password, and/or any other credential and have not disclosed that username and password, and/or any other credential to anyone else. If you purposely give false or misleading information, you may be fined up to \$20,000, sent to prison, or both.

I, T Perez, agree to the terms outlined above.

[Previous](#)
[Sign and Submit FAFSA Form](#)

Confirmation Page (Authenticated User)

The screenshot shows the top navigation bar with the Federal Student Aid logo and menu items: UNDERSTAND AID, APPLY FOR AID, COMPLETE AID PROCESS, and MANAGE LOANS. The main content area features a large 'Congratulations, TestM!' message and a confirmation number. Below this, there are two columns of text: one detailing the next steps and another asking if the user has another child to complete a FAFSA form.

Federal Student Aid | UNDERSTAND AID | APPLY FOR AID | COMPLETE AID PROCESS | MANAGE LOANS | TestM

Congratulations, TestM!
 Your FAFSA form was successfully submitted to Federal Student Aid.

06/02/2021 14:42:08
Confirmation Number:
Data Release Number (DRN) 4454

Here's what happens next:

- You will receive an email version of this page.
- In 3-5 business days, you will receive an email notifying you that your FAFSA form was processed.
- Your FAFSA information will be made available to your school(s), and they will use it to determine the aid you may be eligible to receive.
- Your school(s) will contact you if they need more information or when they are ready to discuss your financial aid award.
- If you have questions about your financial aid package, contact your school(s).

Do you have another child who needs to complete a FAFSA?
 If so, you can transfer your information into a new FAFSA form for your other child to save time. You will have to provide a signature again, but that's all.

[Transfer FAFSA Information](#)

The screenshot shows a table titled 'School(s) On Your FAFSA Form'. The table has four columns: School Name, Graduation Rate, Retention Rate, and Transfer Rate. It lists two schools: Alabama Agrcltl & Mechl Univ and Alabama State University.

School Name	Graduation Rate	Retention Rate	Transfer Rate
Alabama Agrcltl & Mechl Univ	25%	60%	41%
Alabama State University	N/A	N/A	N/A

FAFSA Summary (Unauthenticated User)

✓ Student Demographics ✓ School Selection ✓ Dependency Status ✓ Parent Demographics ✓ Parent Financials ✓ Student Financials 7 Sign & Submit

SIGN & SUBMIT
FAFSA[®] Summary

i You're not done yet!
You still need to submit your FAFSA[®] form. After you print this page, select "Continue" to sign your FAFSA form.

FAFSA Summary: 2022-23 Student ID: ****-0017 TE

FAFSA Summary (Unauthenticated User)

Student Demographics	
Student's Social Security Number (question 8)-0017
Student's First Name (question 2), Student's Middle Initial (question 3)	INDEPENDENT
Student's Last Name (question 1)	TESTER
Student's Date of Birth (question 9)	01/01/1990
Student's Email Address (question 13)	test577110017@test.com
Student's Telephone Number (question 10)	
Student's Permanent Mailing Address (question 4)	1000 TEST AVE
Student's Permanent City (question 5)	LAWTON
Student's Permanent State (question 6), Student's Permanent ZIP Code (question 7)	Alaska, 51030
Has the student lived in state for at least five years?	No
Student's State of Legal Residence (question 18)	Alaska
Was the student a legal resident before January 1, 2016? (question 19)	Yes
When did the student became a resident of the state? (question 20)	
Student's Citizenship Status (question 14)	Yes, I am a U.S. citizen (or U.S. national).
Student's Alien Registration Number (question 15)	
Has the student completed high school or an equivalent? (question 26)	High school diploma

Type of Degree/Certificate (question 30)	1st bachelor's degree
Did the student complete his or her first bachelor's degree before 2022-23 school year? (question 28)	No
Student's Grade Level in College in 2022-23 (question 29)	4th yr./senior
Is the student interested in Work-Study? (question 31)	Yes
Is the student male or female? (question 21)	Male
Does the student want to register with the Selective Service System? (question 22)	
Student's Driver's License Number (question 11)	
Student's Driver's License State (question 12)	
Is the student in foster care?	No
Parent 1 Educational Level (question 24)	College or beyond
Parent 2 Educational Level (question 25)	College or beyond
Does the student have a drug conviction affecting his or her eligibility? (question 23)	Eligible for aid
Student Aid Eligibility Worksheet	
Has the student received federal student aid?	Yes

FAFSA Summary (Unauthenticated User)

School Selection ⌵	
Student's High School Name (question 27)	Lawton-Bronson Junior-Senior High School
Student's High School City (question 27)	Lawton
Student's High School State (question 27)	Iowa
First College (question 101a)	Howard University
First Housing Plans (question 101b)	On Campus
Second College (question 101c)	
Second Housing Plans (question 101d)	
Third College (question 101e)	
Third Housing Plans (question 101f)	
Fourth College (question 101g)	
Fourth Housing Plans (question 101h)	
Fifth College (question 101i)	
Fifth Housing Plans (question 101j)	
Sixth College (question 101k)	
Sixth Housing Plans (question 101l)	
Seventh College (question 101m)	
Seventh Housing Plans (question 101n)	
Eighth College (question 101o)	
Eighth Housing Plans (question 101p)	
Ninth College (question 101q)	

Ninth Housing Plans (question 101r)	
Tenth College (question 101s)	
Tenth Housing Plans (question 101t)	
Dependency Status ⌵	
Student's Marital Status (question 16)	Married/Remarried
Student's Marital Status Date (question 17)	01/1994
Does the student have children he or she supports? (question 50)	No
Does the student have dependents other than children or spouse? (question 51)	Yes
Is the student on active duty in U.S. armed forces? (question 48)	
Is the student a veteran? (question 49)	
Are the student's parents deceased? Is the student ward of court? Is the student in foster care? (question 52)	
Is or was the student an emancipated minor? (question 53)	
Is or was the student in legal guardianship? (question 54)	
Is the student an unaccompanied homeless youth as determined by a high school homeless liaison? (question 55)	
Is the student an unaccompanied homeless youth as determined by the U.S. Department of Housing and Urban Development? (question 56)	

FAFSA Summary (Unauthenticated User)

Student Financials ⌵	
Has the student filed 2020 income tax return? (question 32)	Already completed
Student's Type of 2020 Tax Form Used (question 33)	Transferred from the IRS
Student's 2020 Tax Return Filing Status (question 34)	Single
Student's 2020 Adjusted Gross Income (question 36)	Transferred from the IRS
Student's 2020 Income Earned from Work (question 38)	Transferred from the IRS
Spouse's 2020 Income Earned from Work (question 39)	
Has the student filed schedule 1? (question 35)	Transferred from the IRS
Is the student or spouse a dislocated worker? (question 100)	
Has the student received Medicaid? (question 95)	
Has the student received Supplemental Security Income? (question 95)	
Has the student received Supplemental Nutrition Assistance Program (SNAP) benefits? (question 96)	
Has the student received free or reduced price lunches? (question 97)	
Has the student received Temporary Assistance for Needy Families (TANF) benefits? (question 98)	

Has the student received assistance from the Special Supplemental Nutrition Program for Women, Infants, and Children (WIC)? (question 99)	
Student Financials (continued)	
Student's 2020 U.S. Income Tax Paid (question 37)	Transferred from the IRS
Student's Taxable Combat Pay Reported in Adjusted Gross Income (question 43e)	\$0
Student's College Grant and Scholarship Aid Reported to IRS as Income (question 43d)	\$0
Student's Education Credits (question 43a)	Transferred from the IRS
Student's Untaxed Portions of IRA Distributions and Pensions (question 44e)	Transferred from the IRS
Student's Deductible Payments to IRA/Keogh/Other (question 44b)	Transferred from the IRS
Student's Tax Exempt Interest Income (question 44d)	Transferred from the IRS
Student's Child Support Paid (question 43b)	\$0
Student's Cooperative Education Earnings (question 43f)	\$0
Student's Taxable Earnings from Need-Based Employment Programs (question 43c)	\$0
Student's Child Support Received (question 44c)	\$30,000
Student's Housing, Food, and Living Allowances (question 44f)	\$30,000
Student's Payments to Tax-Deferred Pensions and Retirement Savings (question 44a)	\$30,000

Student's Veterans Noneducation Benefits (question 44g)	\$0
Student's Other Untaxed Income or Benefits (question 44h)	\$0
Money Received or Paid on Student's Behalf (question 44i)	\$0
Do the student's total assets exceed \$2,200?	Yes
Student's Total of Cash, Savings, and Checking Accounts (question 40)	\$750
Student's Net Worth of Current Investments (question 41)	\$750
Student's Net Worth of Businesses/Investment Farms (question 42)	\$750
Sign and Submit ⌵	
Preparer's Social Security Number (question 104)	
Preparer's Employer Identification Number (question 105)	
Print This Page	
Previous	Continue

Agreement of Terms (Unauthenticated User)

Student Demographics ✓ School Selection ✓ Dependency Status ✓ Parent Demographics ✓ Parent Financials ✓ Student Financials ✓ Sign & Submit 7

SIGN & SUBMIT
Read Before Proceeding

1 Carefully read and acknowledge whether you agree to our terms outlined below by selecting the checkbox at the bottom of this page.
Select "Sign and Submit FAFSA Form."

By signing this application electronically using your FSA ID (username and password) and/or any other credential or by signing a signature page and mailing it to us, YOU, THE STUDENT, certify that you

1. will use federal and/or state student financial aid only to pay the cost of attending an institution of higher education,
2. are not in default on a federal student loan or have made satisfactory arrangements to repay it,
3. do not owe money back on a federal student grant or have made satisfactory arrangements to repay it,
4. will notify your school if you default on a federal student loan, and
5. will not receive a Federal Pell Grant from more than one school for the same period of time.

By signing this application electronically using your username and password, and/or any other credential or by signing a signature page and mailing it to us, you certify that all of the information you provided is true and complete to the best of your knowledge and you agree, if asked to provide

1. information that will verify the accuracy of your completed form, and
2. U.S. or state income tax forms that you filed or are required to file.

By signing this application electronically using your username and password, and/or any other credential or by signing a signature page and mailing it to us, you certify that all of the information you provided is true and complete to the best of your knowledge and you agree, if asked to provide

1. information that will verify the accuracy of your completed form, and
2. U.S. or state income tax forms that you filed or are required to file.

You also certify that you understand that the secretary of education has the authority to verify information reported on your application with the Internal Revenue Service and other federal agencies.

If you sign this application or any document related to the federal student aid programs electronically using a username and password, and/or any other credential, you certify that you are the person identified by the username and password, and/or any other credential and have not disclosed that username and password, and/or any other credential to anyone else. If you purposely give false or misleading information, you may be fined up to \$20,000, sent to prison, or both.

I, INDEPENDENT TESTER, agree to the terms outlined above.

Previous Sign and Submit FAFSA Form

Signature Options (Unauthenticated User)

The screenshot shows the 'SIGN & SUBMIT' section of the FAFSA application. The navigation bar at the top includes: Student Demographics, School Selection, Dependency Status, Parent Demographics, Parent Financials, Student Financials, and Sign & Submit (highlighted with a blue circle and the number 7). The main heading is 'SIGN & SUBMIT Signature Options'. Below this, it says 'Student signature for: Anderson'. The user's 'Date of Birth' is 08/09/2002 and their 'Social Security Number' is ****-1483. A central box titled 'Enter the student's FSA ID' contains instructions: 'Do not enter the FSA ID if you are not the student.' It has two input fields: 'Student's FSA ID Username, Email Address, or Mobile Number' with a 'Forgot Username' link and a 'Create an FSA ID' link; and 'Student's FSA ID Password' with a 'Show' button and a 'Forgot Password' link. A blue button at the bottom of the box says 'Sign This FAFSA Form' with a document icon. At the bottom of the page, there are two links: 'Return to Signature Status' and 'Other Options to Sign and Submit'.

Confirmation Page (Unauthenticated User)

The screenshot shows the top navigation bar with the Federal Student Aid logo and menu items: UNDERSTAND AID, APPLY FOR AID, COMPLETE AID PROCESS, and MANAGE LOANS. A user profile icon labeled 'TestM' is visible. The main content area features a large 'Congratulations, TestM!' message with a sub-message: 'Your FAFSA form was successfully submitted to Federal Student Aid.' To the right, it displays the submission date '06/02/2021 14:42:08', the 'Confirmation Number', and the 'Data Release Number (DRN) 4454'. Below this, there are two side-by-side sections: 'Here's what happens next:' with a bulleted list of next steps, and 'We want to hear from you!' with a 'Fill out Our Short Survey' button. At the bottom, there is a 'Share with your friends!' section with social media icons for Twitter and Facebook.

The screenshot shows a table titled 'School(s) On Your FAFSA Form'. The table has four columns: School Name, Graduation Rate, Retention Rate, and Transfer Rate. It lists two schools: Alabama Agrcltl & Mechl Univ and Alabama State University.

School Name	Graduation Rate	Retention Rate	Transfer Rate
Alabama Agrcltl & Mechl Univ	25%	60%	41%
Alabama State University	N/A	N/A	N/A

My FAFSA[®] Views

My FAFSA® View

- The My FAFSA® view is a navigation tool for the user when accessing the FAFSA Form.
- The view provides the following dynamic options and messaging based on the user's FAFSA® form status:
 - Start a 2022–23 FAFSA Form
 - Complete and submit a FAFSA® Renewal
 - Action Required
 - Continue or Start Over
 - Application Processed Successfully
 - View the *Student Aid Report (SAR)*
 - User Account Management

Start a 2022–23 FAFSA® Form

Start a 2022–23 FAFSA® Form

The screenshot shows the 'My FAFSA' interface. At the top left is the 'My FAFSA' logo, and at the top right are links for 'Help' and 'Exit FAFSA Form'. Below the logo is the text 'STUDENT INFORMATION' and a welcome message: 'Welcome to TestN Martin's application!'. There are two tabs for school years: '2022-23' (which is selected and underlined) and '2021-22'. A white box displays the 'Current Application Status:' as 'Not Started'. Below this, a message states: 'We did not find a 2022-23 FAFSA form on file for you. To receive student financial aid, you need to fill out a FAFSA form every school year. Are you attending college between July 1, 2022 and June 30, 2023? If so, fill out the 2022-23 FAFSA form.' A blue button at the bottom right of the white box says 'Start a 2022-23 FAFSA Form'.

My FAFSA® [Help](#) [Exit FAFSA Form](#)

STUDENT INFORMATION

Welcome to TestN Martin's application!

2022-23 2021-22

Current Application Status:

Not Started

We did not find a 2022-23 FAFSA form on file for you.

To receive student financial aid, you need to fill out a FAFSA form every school year. Are you attending college between July 1, 2022 and June 30, 2023? If so, fill out the 2022-23 FAFSA form.

[Start a 2022-23 FAFSA Form](#)

Complete and Submit a FAFSA® Renewal

Renew My FAFSA® form

The screenshot shows the 'My FAFSA' interface. At the top left is the title 'My FAFSA' with a registered trademark symbol. To the right are links for 'Help' and 'Exit FAFSA Form'. Below the title is the section 'STUDENT INFORMATION' and a welcome message: 'Welcome to INDEPENDENT TESTER's application!'. There are two tabs for the academic year: '2022-23' and '2021-22'. The '2021-22' tab is selected. Underneath, the 'Current Application Status:' is shown as 'Not Started'. A message states: 'We did not find a 2021-22 FAFSA form on file for you. However, we see that you completed a 2020-21 FAFSA form. Information from that application can be used to renew your 2021-22 FAFSA form. You can also start a new 2021-22 FAFSA form.' At the bottom, there are two buttons: 'Renew my FAFSA Form' and 'Start a New FAFSA Form'.

My FAFSA® Help Exit FAFSA Form

STUDENT INFORMATION

Welcome to INDEPENDENT TESTER's application!

2022-23 2021-22

Current Application Status:

Not Started

We did not find a 2021-22 FAFSA form on file for you.

However, we see that you completed a 2020-21 FAFSA form. Information from that application can be used to renew your 2021-22 FAFSA form. You can also start a new 2021-22 FAFSA form.

Renew my FAFSA Form Start a New FAFSA Form

Continue or Start Over

Continue or Start Over

The screenshot shows the 'My FAFSA' interface. At the top left is the 'My FAFSA' logo with a registered trademark symbol. To the right are links for 'Help' and 'Exit FAFSA Form'. Below the logo is the text 'STUDENT INFORMATION' and a welcome message: 'Welcome to BILLaa JONESa's application!'. There are two tabs for the academic year: '2022-23' (active) and '2021-22'. Under the '2022-23' tab, the 'Current Application Status:' is shown as 'Not Submitted' with a warning icon. A message asks: 'You started a 2022-23 FAFSA form but have not submitted it. Would you like to continue where you left off?'. At the bottom are two buttons: 'Start Over' and 'Continue'.

My FAFSA[®] Help Exit FAFSA Form

STUDENT INFORMATION

Welcome to BILLaa JONESa's application!

2022-23 2021-22

Current Application Status:

⚠ Not Submitted

You started a 2022-23 FAFSA form but have not submitted it. Would you like to continue where you left off?

Start Over Continue

Action Required

Action Required

My FAFSA®

Help | Exit FAFSA Form

STUDENT INFORMATION

Welcome to DEPENDENT TESTER's application!

2022-23 | 2021-22

Current Application Status:

Action Required

Your application has not been processed. We cannot process your application because the Social Security Administration (SSA) did not confirm the Social Security number (SSN) you reported for your Parent 2 (father/mother/stepparent).

What You Need to Do Next:

- If the SSN you entered on the FAFSA form for your parent is incorrect, make a correction to your FAFSA form.
- If you believe that the SSN you reported on your FAFSA form is correct, have your parent contact the SSA at 1-800-772-1213 (TTY for the deaf or hard of hearing: 1-800-325-0778) or visit the SSA website.

Select "Make Correction" to see what action is required and make the necessary corrections.

Original Application: Submitted on 10/01/2020; Processed on 12/07/2020

[Make Correction](#)

Application Processed Successfully

Application Processed Successfully

The screenshot shows the 'My FAFSA' interface. At the top left is the 'My FAFSA' logo, and at the top right are links for 'Help' and 'Exit FAFSA Form'. Below the logo, it says 'STUDENT INFORMATION' and 'Welcome to TestUU Perez's application!'. There are two tabs for academic years: '2022-23' (selected) and '2021-22'. The main content area displays the 'Current Application Status' as 'Processed Successfully' with a green checkmark icon. Below this, a message reads: 'Congratulations, your FAFSA form was successfully processed.' Under the heading 'What Happens Next', there is a bulleted list of three items: 'Your FAFSA information was made available to the school(s) you listed on your FAFSA form.', 'Your school(s) will use your FAFSA information to determine the aid you may be eligible to receive.', and 'Your school(s) will contact you if they need more information or to discuss your financial aid award.' The final bullet point states: 'If you have questions about your financial aid package contact your school(s)'. At the bottom, it notes: 'Original Application: Submitted on 10/01/2021; Processed on 12/09/2022'.

My FAFSA[®] [? Help](#) | [Exit FAFSA Form](#)

STUDENT INFORMATION

Welcome to TestUU Perez's application!

2022-23 | 2021-22

Current Application Status:

✔ Processed Successfully

Congratulations, your FAFSA form was successfully processed.

What Happens Next



- Your FAFSA information was made available to the school(s) you listed on your FAFSA form.
- Your school(s) will use your FAFSA information to determine the aid you may be eligible to receive.
- Your school(s) will contact you if they need more information or to discuss your financial aid award.
- If you have questions about your financial aid package contact your school(s).

Original Application: Submitted on 10/01/2021; Processed on 12/09/2022

View the *Student Aid Report (SAR)*

View the *Student Aid Report* (SAR)

You may take the following additional actions:

 <p>Edit FAFSA Form Change incorrect information on a previous FAFSA submission.</p>	Edit FAFSA Form
 <p>View Student Aid Report View your EFC, FAFSA answers, and financial aid history.</p>	View Student Aid Report

Processing Results Tab

2022–23 Student Aid Report

[Print SAR](#)
[FAFSA Home](#)
[Help](#)

[Processing Results](#) →

FAFSA Data

School Information

Financial Aid History

Corrections History

TRANSACTION 01

Processing Results

<small>Application Receipt Date:</small> 10/01/2021	<small>Processed Date:</small> 12/09/2022	<small>Data Release Number (DRN)</small> 4431
--	--	--

[Learn about federal tax benefits for education, including the American Opportunity tax credit.](#)

Expected Family Contribution: 0*

Based on the information we have on record for you, your Expected Family Contribution (EFC) is 0. You may be eligible to receive a Federal Pell Grant and other federal student aid. Your school will use your EFC to determine your financial aid eligibility for federal grants, loans, and work-study funds, and possible funding from your state and school.

Your *Free Application for Federal Student Aid (FAFSA®)* form has been selected for a review process called verification. Your school has the authority to request copies of certain financial documents from you (and your spouse).

There is a limit to the total amount of Federal Pell Grants that a student may receive, which is the equivalent of six school years. Based on information reported to the *National Student Loan Data System (NSLDS®)* database by the schools you have attended, you have received Federal Pell Grants for the equivalent of between one-half and one school year.

There is a limit to the total amount of subsidized Federal student loans that you may receive. Visit StudentAid.gov/sub-unsub for more information.

You reported that you are or were in foster care. You may be eligible for assistance through federal programs for foster youth, such as the John H. Chafee Foster Care Independence Program and/or the Education and Training Voucher (ETV) Program. For more information contact your state ETV coordinator. Find contact information at childwelfare.gov/organizations.

Based on your EFC of 0, you may be eligible to receive a Federal Pell Grant of up to \$6,495 for the 2022–23 school year provided you have not met or exceeded the lifetime limit established for the Federal Pell Grant program.

[Back to FAFSA Home](#)

141

FAFSA Data Tab

The screenshot shows the '2022-23 Student Aid Report' interface. At the top right, there are links for 'Print SAR', 'FAFSA Home', and 'Help'. On the left side, a navigation menu includes 'Processing Results', 'FAFSA Data' (which is highlighted with a blue arrow), 'School Information', 'Financial Aid History', and 'Corrections History'. The main content area is titled 'TRANSACTION 01 FAFSA Data'. It contains a table with the following data:

Application Receipt Date:	Processed Date:	Data Release Number (DRN)
10/01/2021	12/09/2022	4431

Below the table, a text box states: 'Your FAFSA data reflects the answers you provided on your FAFSA form. Assumed values are marked with an asterisk (*).'

A section titled 'What you must do now:' contains a checklist:

- If you need to make corrections to your information, select "Make Correction" on the "My FAFSA" page using your account username and password (FSA ID). If you need additional help with your *Student Aid Report* (SAR), contact your school's financial aid office or select the "Get FAFSA help" link from the FAFSA home page. If your mailing address or email address changes, you can make the correction online.

FAFSA Data

Collapse All

Student Information	
1. Student's Last Name:	TESTER
2. Student's First Name:	DEPENDENT
3. Student's Middle Initial:	
4. Student's Permanent Mailing Address:	1000 TEST AVE
5. Student's Permanent City:	LAWTON
6. Student's Permanent State:	Alaska
7. Student's Permanent ZIP Code:	51030
8. Student's Social Security Number:0285
9. Student's Date of Birth:	01/01/1999
10. Student's Telephone Number:	
11. Student's Driver's License Number:	
12. Student's Driver's License State:	
13. Student's Email Address:	test577120285@test.com
14. Student's Citizenship Status:	Yes, I am a U.S. citizen (or U.S. national).
15. Student's Alien Registration Number:	
16. Student's Marital Status:	Single
17. Student's Marital Status Date:	




18. Student's State of Legal Residence:	Alaska
19. Was the student a legal resident before January 1, 2016?	Yes
20. Student's Legal Residence Date:	
21. Is the student male or female?	Male
22. Is the student registered with Selective Service System?	No
23. Does the student have a drug conviction affecting his or her eligibility?	Eligible for aid
24. Parent 1 Educational Level:	Middle school/junior high
25. Parent 2 Educational Level:	Middle school/junior high
26. Did the student complete high school or an equivalent?	High school diploma
27a. Student's High School Name:	LAWTON-BRONSON JUNIOR-SENIOR HIGH SCHOOL
27b. Student's High School City:	LAWTON
27c. Student's High School State:	Iowa
28. Did the student complete his or her first bachelor's degree before 2022-2023 school year?	No
29. Student's Grade Level in College in 2022-2023:	Never attended college/1st yr.
30. Type of Degree/Certificate:	1st bachelor's degree
31. Is the student interested in Work-Study?	


FAFSA Data

Student's School Information	
101a. First Federal School Code:	001002
101b. First Housing Plans:	On Campus
101c. Second Federal School Code:	001004
101d. Second Housing Plans:	On Campus
101e. Third Federal School Code:	E00006
101f. Third Housing Plans:	On Campus
101g. Fourth Federal School Code:	
101h. Fourth Housing Plans:	
101i. Fifth Federal School Code:	
101j. Fifth Housing Plans:	
101k. Sixth Federal School Code:	
101l. Sixth Housing Plans:	
101m. Seventh Federal School Code:	
101n. Seventh Housing Plans:	
101o. Eighth Federal School Code:	
101p. Eighth Housing Plans:	
101q. Ninth Federal School Code:	
101r. Ninth Housing Plans:	
101s. Tenth Federal School Code:	
101t. Tenth Housing Plans:	

Student Dependency Status	
45. Was the student born before January 1, 1998?	No
46. Is the student married?	No
47. Is the student working on master's degree or doctorate in 2022-2023?	No
48. Is the student on active duty in U.S. armed forces?	No
49. Is the student a veteran?	No
50. Does the student support children?	No
51. Does the student support other dependents?	No
52. Is the student a ward of court or in foster care or are the student's parents deceased?	No
53. Is the student an emancipated minor?	No
54. Is the student in a legal guardianship?	No
55. Is the student unaccompanied and homeless as determined by a high school homeless liaison?	No


FAFSA Data

56. Is the student unaccompanied and homeless as determined by the U.S. Department of Housing and Urban Development?	No
57. Is the student unaccompanied and homeless as determined by a director of a homeless youth center?	No
93. Household Size in 2022-2023:	
94. Number in College in 2022-2023:	
95. Did the student receive Medicaid?	No
96. Did the student receive SNAP?	No
97. Did the student Receive Free or Reduced Price Lunch?	No
98. Did the student receive TANF?	No
99. Did the student receive WIC?	No
100. Is the student a dislocated worker?	
Parent Information 	
58. Marital Status:	Never married
59. Marital Status Date:	
60. 1st Parent Social Security Number:	
61. 1st Parent Last Name:	
62. 1st Parent First Initial:	
63. 1st Parent Date of Birth:	
64. 2nd Parent Social Security Number:9998 

65. 2nd Parent Last Name:	JACKSON
66. 2nd Parent First Initial:	
67. 2nd Parent Date of Birth:	01/01/1962
68. Email Address:	
69. State of Legal Residence:	Alaska
70. Was the parent a legal resident before January 1, 2016?	Yes
71. Legal Residence Date:	
72. Household Size in 2022-2023:	3
73. # in College in 2022-2023:	1
74. Did the parent receive Medicaid?	No
75. Did the parent receive SNAP?	No
76. Did the parent receive Free or Reduced Price Lunch?	No
77. Did the parent receive TANF?	No
78. Did the parent receive WIC?	No
Parent Financials 	
79. Did the parent file a 2020 income tax return?	Already completed
80. Type of 2020 Tax Form Used:	IRS Form 1040
81. 2019 Tax Return Filing Status:	Single
82. Did the parent file a Schedule 1?	
83. Is the parent a dislocated worker?	

FAFSA Data

84. 2019 Adjusted Gross Income:	\$118,500
85. 2019 U.S. Income Tax Paid:	\$6,452
86. 1st Parent 2020 Income Earned from Work:	
87. 2nd Parent 2020 Income Earned from Work:	\$118,500
88. Total of Cash, Savings, and Checking Accounts:	
89. Net Worth of Current Investments:	
90. Net Worth of Businesses/Investment Farms:	
91a. Education Credits:	\$3,735
91b. Child Support Paid:	\$0
91c. Taxable Earnings from Work-Study:	\$0
91d. College Grant and Scholarship Aid:	\$0
91e. Taxable Combat Pay:	\$0
91f. Cooperative Education Earnings:	\$0
92a. Payments to Tax-Deferred Pensions/Retirement Savings:	\$0
92b. Deductible Payments to IRA/Keogh:	\$3,532
92c. Child Support Received:	\$0
92d. Tax Exempt Interest Income:	\$797
92e. Untaxed Portions of IRA Distributions and Pensions:	\$101
92f. Housing, Food, and Living Allowances:	\$0

92g. Veterans Noneducation Benefits:	\$0
92h. Other Untaxed Income or Benefits:	\$0
Student Financials 	
32. Did the student file a 2020 income tax return?	Already completed
33. Student's Type of 2020 Tax Form Used:	IRS Form 1040
34. Student's 2020 Tax Return Filing Status:	Single
35. Did the student file a Schedule 1?	
36. Student's 2020 Adjusted Gross Income:	\$20,000
37. Student's 2020 U.S. Income Tax Paid:	\$1,200
38. Student's 2020 Income Earned from Work:	\$20,000
39. Spouse's 2020 Income Earned from Work:	
40. Student's Total of Cash, Savings, and Checking Accounts:	\$1,000
41. Student's Net Worth of Current Investments:	\$500
42. Student's Net Worth of Businesses/Investment Farms:	\$0
43a. Student's Education Credits:	\$0
43b. Student's Child Support Paid:	\$0
43c. Student's Taxable Earnings from Need-Based Employment Programs:	\$0

FAFSA Data

92g. Veterans Noneducation Benefits:	\$0
92h. Other Untaxed Income or Benefits:	\$0
Student Financials ⌵	
32. Did the student file a 2020 income tax return?	Already completed
33. Student's Type of 2020 Tax Form Used:	IRS Form 1040
34. Student's 2020 Tax Return Filing Status:	Single
35. Did the student file a Schedule 1?	
36. Student's 2020 Adjusted Gross Income:	\$20,000
37. Student's 2020 U.S. Income Tax Paid:	\$1,200
38. Student's 2020 Income Earned from Work:	\$20,000
39. Spouse's 2020 Income Earned from Work:	
40. Student's Total of Cash, Savings, and Checking Accounts:	\$1,000
41. Student's Net Worth of Current Investments:	\$500
42. Student's Net Worth of Businesses/Investment Farms:	\$0
43a. Student's Education Credits:	\$0
43b. Student's Child Support Paid:	\$0
43c. Student's Taxable Earnings from Need-Based Employment Programs:	\$0

43d. Student's College Grant and Scholarship Aid Reported to IRS as Income:	\$0
43e. Student's Taxable Combat Pay Reported in AGI:	\$0
43f. Student's Cooperative Education Earnings:	\$0
44a. Student's Payments to Tax-Deferred Pensions and Retirement Savings:	\$0
44b. Student's Deductible Payments to IRA/Keogh/Other:	\$0
44c. Student's Child Support Received:	\$0
44d. Student's Tax Exempt Interest Income:	\$0
44e. Student's Untaxed Portions of IRA Distributions and Pensions:	\$0
44f. Student's Housing, Food, and Living Allowances:	\$0
44g. Student's Veterans Noneducation Benefits:	\$0
44h. Student's Other Untaxed Income or Benefits:	\$0
44i. Money Received or Paid on Student's Behalf:	\$0
Signature Information ⌵	
102. Date Completed:	10/01/2021
103. Signed By:	Both Student and Parent
104. Preparer's Social Security Number:	

105. Preparer's Employer Identification Number (EIN):	
106. Preparer's Signature:	
Back to FAFSA Home	
Back to Top ⬆	

School Information

2022–23 Student Aid Report

[Print SAR](#) | [FAFSA Home](#) | [Help](#)

Processing Results

FAFSA Data

School Information →

Financial Aid History

Corrections History

TRANSACTION 01

School Information

Application Receipt Date: 10/01/2021	Processed Date: 12/09/2022	Data Release Number (DRN) 4431
---	-------------------------------	-----------------------------------

The table shows the [graduation, retention, and transfer rates](#) for the schools you selected. [Go to College Scorecard](#) for complete information.

Graduation/Transfer/Retention Rates

School Name	Graduation Rate	Retention Rate	Transfer Rate
Alabama School of Nail Technology & Cosm	N/A	88%	N/A

i If you need to add or remove a school, change a housing plan or reorder the schools on your FAFSA form, you may begin a correction to [update your college information](#).

[Back to FAFSA Home](#)

Financial Aid History

2022–23 Student Aid Report

[Print SAR](#)
[FAFSA Home](#)
[Help](#)

Processing Results

FAFSA Data

School Information

Financial Aid History →

Corrections History

TRANSACTION 01

Financial Aid History

Application Receipt Date: <small>10/01/2021</small>	Processed Date: <small>12/09/2022</small>	Data Release Number (DRN) <small>4431</small>
--	--	--

The information below is the total amount of student loans that you owe. These loans are administered by the U.S. Department of Education (ED). You should confirm that these loan totals are correct. You can view details on the individual loans that make up these totals on your [Aid Summary](#). If you feel that the amounts listed on this page are incorrect, or you have other questions related to a loan, you should contact the loan servicer indicated on your Aid Summary. You can obtain general information about each of the types of loans that are listed below by visiting [StudentAid.gov](#).

Note that the "Subsidized" and "Unsubsidized" amounts include the appropriate portions of any Consolidation Loans you may have. If there is an amount listed for "Unallocated Consolidation Loans" it is because we could not determine whether those balances were subsidized or unsubsidized.

Remember, you are responsible for repaying all of the amounts that you borrow plus interest. As a general rule, with an assumed interest rate of 5%, the monthly payment amount over a ten-year repayment period would be approximately \$10.61 for every \$1,000 that you borrowed. Your actual repayment amount will depend upon how much you borrow, the interest rate when you enter repayment, and how long your repayment term is.

[Collapse All](#)

Financial Aid History

Collapse All

FFEL Program Loans and/or Direct Loans			
Type	Total Principal Balance	Remaining Amount to be Disbursed	Total
Subsidized Loans	N/A	N/A	N/A
Unsubsidized Loans	N/A	N/A	N/A
Combined Loans	N/A	N/A	N/A
Unallocated Consolidation Loans	N/A	N/A	N/A

Federal Perkins Loan Amounts	
Total Outstanding Principal Balance	N/A
2021-22 Loan Amount	N/A

TEACH Grants Converted to Direct Unsubsidized Loans	
Total Principal Balance	N/A
Total	N/A

The school(s) listed on your application have access to your information. The school(s) may put together or change an aid package based on your Expected Family Contribution and notify you.

The amount of aid you receive from a school will depend on the cost of attendance at that school, your enrollment status (i.e., full-time, three-quarter-time, half-time, or less than half-time), congressional appropriations, and other factors. Review your financial aid notification from the school(s) or contact the financial aid administrator at the school(s).

Note: Your school has the authority to request copies of certain financial documents to verify information you reported on your application.

To protect the confidentiality of your application data, you should never give, share, or disclose your FSA ID to anyone, including commercial service providers that provide assistance with the financial aid process. You should keep your FSA ID in a safe location.

According to the *Paperwork Reduction Act of 1995*, no persons are required to respond to a collection of information unless such collection displays a valid OMB control number. The valid OMB control number for this information collection is 1845-0001. Public reporting burden for this collection of information is estimated to average 5 to 10 minutes per response, including time for reviewing instructions, searching existing data sources, gathering and maintaining the data needed, and completing and reviewing the collection of information. The obligation to respond to this collection is voluntary. If you have comments or concerns regarding the status of your individual submission of this form, please contact the Federal Student Aid Information Center, P.O. Box 84, Washington, D.C. 20044 directly.

We may request additional information from you to process your application more efficiently. We will collect this additional information only as needed and on a voluntary basis.

By answering questions 101a through 101t, and signing the *Free Application for Federal Student Aid (FAFSA®)* form, you give permission to the U.S. Department of Education to provide information from your application to the college(s) you entered. You also agree that such information is deemed to incorporate by reference the certification statement on the sign and submit page of the financial aid application. The certification statement can be viewed at StudentAid.gov/2122/help/certification-statement.

WARNING: If you are convicted of drug distribution or possession for an offense that occurred while you were receiving federal student aid, your eligibility for federal student aid is subject to suspension or termination. If your drug conviction status changes at any time during the 2021-22 award year, you must update your answer to the drug conviction affecting eligibility question.

[Read Less ^](#)

[Back to FAFSA Home](#)

Corrections History

2022–23 Student Aid Report

[FAFSA Home](#) | [Help](#)

Processing Results

FAFSA Data

School Information

Financial Aid History

Corrections History →

Corrections History

Information about your 2022–23 FAFSA form and any corrections you've made to your FAFSA form. Your most recent correction is displayed first.

01

Submitted by Student *(Currently Viewing)*

Processed Successfully

Application Receipt Date:

10/01/2021

Processed Date:

12/09/2022

View Student Aid Report

Start Correction

Visit your [Aid Summary](#) for current information about federal student aid that you've received.

Back to FAFSA Home

User Account Management

User Account Management

FSA ID Status: Last Successful FSA ID Log In: 10/11, 05/06/2021

✔ Matched

[Manage FSA ID](#)

You can use your FSA ID to sign your FAFSA® form electronically or make corrections to your FAFSA form.

You may have application information not displayed on this page.

The following name(s) and identifier(s) are associated with your FSA ID. Choose a name to search for information associated with the identifiers.

	FIRST NAME	LAST NAME	SOCIAL SECURITY NUMBER	DATE OF BIRTH
<input type="radio"/>	BILL	JONES	---9008	01/01/1980
<input type="radio"/>	BILL	JONES	---9008	01/01/1980
<input type="radio"/>	BILL	JONES	---9008	01/01/1981
<input type="radio"/>	BILL	JONES	---9008	01/01/1980
<input type="radio"/>	BILL	JONE	---9008	01/01/1981
<input type="radio"/>	BILL	JONES	---9008	01/01/1982
<input type="radio"/>	BILL	JONE	---9008	01/01/1982
<input type="radio"/>	BILL	JONES	---9008	01/01/1982
<input type="radio"/>	BILL	JONES	---9008	01/01/1982

Select

Account Information

Account Information →

Personal Information

Contact Information

Communication Preferences

Authorizations

Account Information

Last Successful Log In
May 6, 2021, 10:13 AM

Username
bjones9008

FSA ID Status
Enabled

Update Your Password

[Update Password](#)

Challenge Questions

[Update Challenge Questions](#)

Cancel Save Changes

FAFSA[®] Corrections

My FAFSA®

My FAFSA®

Help | Exit FAFSA Form

STUDENT INFORMATION

Welcome to TestG Taylor's application!

2021-22

Current Application Status:

Processed Successfully




Congratulations, your FAFSA form was successfully processed.

What Happens Next

- Your FAFSA information was made available to the school(s) you listed on your FAFSA form.
- Your school(s) will use your FAFSA information to determine the aid you may be eligible to receive.
- Your school(s) will contact you if they need more information or to discuss your financial aid award.
- If you have questions about your financial aid package contact your school(s).

Original Application: Submitted on 10/01/2020; Processed on 10/30/2020

You may take the following additional actions:

 Update School Information Add, remove, or change housing plans for schools on your FAFSA form.	Update Schools
 Edit FAFSA Form Change incorrect information on a previous FAFSA submission.	Edit FAFSA Form
 View Student Aid Report View your EFC, FAFSA answers, and financial aid history.	View Student Aid Report

Make Corrections

Make Corrections to Student's 2021–22 FAFSA® Form

Enter the save key you created when you began your 2021–22 FAFSA form.

Create a Save Key

Show ?

Reenter Save Key





Show ?



Previous Continue

FAFSA® Form Sections

FAFSA® CORRECTIONS

FAFSA® Form Sections

<p>SECTION 1</p>  <p>Student Demographics</p> <p><i>Student name, mailing address, date of birth, email, social security number, gender, etc.</i></p>	<p>Enter Section</p>
<p>SECTION 2</p>  <p>School Selection</p> <p><i>Student high school information and list of colleges provided on the FAFSA® form.</i></p>	<p>Enter Section</p>
<p>SECTION 3</p>  <p>Dependency Status</p> <p><i>Whether the student has children or dependents and the size of their household.</i></p>	<p>Enter Section</p>
<p>SECTION 4</p>  <p>Parent Demographics</p> <p><i>Parents' marital status, social security numbers, dates of birth, household information, etc.</i></p>	<p>Enter Section</p>

<p>SECTION 5</p>  <p>Parent Financials</p> <p><i>Parent can either use the IRS Data Retrieval Tool or input information from the W-2s manually.</i></p>	<p>Enter Section</p>
<p>SECTION 6</p>  <p>Student Financials</p> <p><i>Student can either use the IRS Data Retrieval Tool or input information from the W-2s manually.</i></p> <p>Eligible for IRS Data Transfer</p>	<p>Enter Section</p>

[FAFSA Home](#) | [Save](#)

[Back to top](#)

Student Demographics

1 Student Demographics
 2 School Selection
 3 Dependency Status
 4 Parent Demographics
 5 Parent Financials
 6 Student Financials
 7 Sign & Submit

STUDENT INFORMATION

Student Demographics

i Verify that your mailing address and email address match what is shown on this page.

i You left "Your Email Address" blank. If you don't provide an email address you won't receive important communications about your financial aid application.

i Values were assumed for certain answers on your FAFSA® form. The assumed values display in the entry field, and the reported values display above the entry field. You should review the assumed values below and make corrections if necessary.

Personal Information for Student

Your Social Security Number

Your First Name

Your Middle Initial

Your Last Name

Your Date of Birth

Month	Day	Year
<input type="text" value="07"/>	<input type="text" value="01"/>	<input type="text" value="2000"/>

Student Email and Phone

Your Email Address

Reenter Your Email Address

Your Telephone Number

Student Address

Your Permanent Mailing Address (include apt. number)

Your City (and country, if not U.S.)

Your State

Your ZIP Code

Student Eligibility

Student Residency and Eligibility

What is your state of legal residence?

South Carolina ?

Did you become a legal resident of South Carolina before January 1, 2016? ?

Yes
 No

Are you a U.S. citizen?

Yes, I am a U.S. citizen (or U.S. national) ?

Student Education

What will your high school completion status be when you begin college in the 2021–22 school year?

High school diploma ?

What college degree or certificate will you be working on when you begin the 2021–22 school year?

1st bachelor's degree ?

Will you have your first bachelor's degree before you begin the 2021–22 school year? ?

Yes
 No

What will your college grade level be when you begin the 2021–22 school year?

Never attended college/1st yr. ?

Are you interested in being considered for work-study? ?

Yes
 No
 Don't know

Student Selective Service

Are you male or female? ?

Male
 Female

Are you registered with the Selective Service System? ?

Yes
 No

Student Driver's License

Your Driver's License Number

434535 ?

Your Driver's License State

Alabama ?

Student Foster Care & Parent Education Completion

Are you a foster youth or were you in the foster care system at any time? ?

Yes
 No

What's the highest school completed by Parent 1?

Other/unknown ?

What's the highest school completed by Parent 2?

Other/unknown ?

Previous Section
Next Section

Confirm Your High School

✓ Student Demographics ✓ **School Selection** ✓ Dependency Status ✓ Parent Demographics 5 Parent Financials ✓ Student Financials ✓ Sign & Submit

STUDENT INFORMATION

Confirm Your High School

✓ Review the information below and then select "Continue" to add this school to your application.

i Verify that the high school information you entered is correct, then select "Continue."

High School Information

HIGH SCHOOL NAME

CITY

STATE

Previous Section Start New Search Continue

Selected College and Housing Info

✓ Student Demographics **2** School Selection ✓ Dependency Status ④ Parent Demographics ⑤ Parent Financials ✓ Student Financials ✓ Sign & Submit

STUDENT INFORMATION

Selected Colleges and Housing Info

^	Alabama Agrcltl & Mechl Univ Federal School Code: 001002 Normal, AL View College Info
01	Housing Plan
v	<input type="text" value="On Campus"/> Remove

[+ Add More Schools](#)

[Compare All Schools](#)

[Previous](#) [Next Section](#)

Dependency Determination

✓ Student Demographics ✓ School Selection ✓ **Dependency Status** ✓ Parent Demographics 5 Parent Financials ✓ Student Financials ✓ Sign & Submit

STUDENT INFORMATION

Dependency Determination

i Values were assumed for certain answers on your FAFSA® form. The assumed values display in the entry field and the reported values display above the entry field. Review the assumed values below and make corrections if necessary.

Student Marital Status

What was your marital status on the day you submitted your FAFSA® form?

Single

Does the student have dependents?

Do you have children? This includes adopted, foster, and stepchildren.
Do you now have or will you have children who will receive more than half of their support from you between July 1, 2021 and June 30, 2022? [?](#)

Yes
 No

Do you support anyone else?
Do you have dependents (other than your children or spouse) who live with you and who receive more than half of their support from you, now and through June 30, 2022? [?](#)

Yes
 No

Dependency Status Results

✓ Student Demographics ✓ School Selection ✓ Dependency Status ✓ Parent Demographics 5 Parent Financials ✓ Student Financials ✓ Sign & Submit

STUDENT INFORMATION

Dependency Status Results

Based on your answers to the dependency status questions, you are considered a **"dependent"** student. This means you must provide [parental](#) information. Select the "I will provide information about my parent(s)" option and "Continue" to continue filling out your FAFSA[®] form.

If you have a special circumstance and are unable to provide parental information under very limited circumstances, you may be able to submit your FAFSA[®] form without parental information. Select the "I am unable to provide information about my parent(s)" option and "Continue" for additional information. [?](#)

I will provide information about my parent(s).

I am unable to provide information about my parent(s).

[Previous](#) [Continue](#)

Parent Demographics

✓
Student Demographics

✓
School Selection

✓
Dependency Status

4
Parent Demographics

✓
Parent Financials

✓
Student Financials

✓
Sign & Submit

PARENT INFORMATION

Parent Demographics

i Verify that your parents' email address matches what is shown on this page.

i Values were assumed for certain answers on your FAFSA[®] form. The assumed values display in the entry field and the reported values display above the entry field. Review the assumed values below and make corrections if necessary.

Parent Marital Status

What was your **parents'** marital status on the day you submitted your FAFSA[®] form?

Married or remarried ?

When did your parents get married or remarried?

Month
Year

01

1995

?

Parent Information

Personal Information for Parent
Father, Mother, or Stepparent

Your Parent's Last Name
 ⓘ

Your Parent's First Initial
 ⓘ

Your Parent's Date of Birth

Month	Day	Year
<input type="text" value="01"/>	<input type="text" value="01"/>	<input type="text" value="1970"/> ⓘ

Your Parent's Social Security Number
 SHOW SSN ⓘ

Your Parents' Email Address
 ⓘ

Reenter Your Parents' Email Address
 ⓘ

Parent Information

Personal Information for Other Parent
Father, Mother, or Stepparent

Your Parent's Last Name

Your Parent's First Initial

Your Parent's Date of Birth

Month	Day	Year
<input type="text" value="02"/>	<input type="text" value="19"/>	<input type="text" value="1970"/>

Your Parent's Social Security Number
 SHOW SSN

Parent State of Legal Residence

What is your parents' state of legal residence?

Did your parents become legal residents of District of Columbia before January 1, 2016?
 Yes
 No

Your Parents' Dependents

Your Parents' Household Size
 Your parents' number of family members in 2021-22.

This includes you, your parents, and others who receive support from your parents.

[Calculate Household](#)

Number in College

How many people in your parents' household, as shown above, will be college students between July 1, 2021 and June 30, 2022? Do not include your parents.

[Previous Section](#) [Next Section](#)

[FAFSA Home](#) [Save](#)

Parent Financials

✓ Student Demographics
✓ School Selection
✓ Dependency Status
✓ Parent Demographics
5
✓ Student Financials
✓ Sign & Submit

PARENT INFORMATION

Parent Financials

⚠ Attention! You must provide financial information from your parents' 2019 tax return on this page.

Parent Tax Filing Status

For 2019, have your parents completed their IRS income tax return or another tax return?

Already completed ?

What type of income tax return did your parents file for 2019?

IRS Form 1040 ?

For 2019, what is your parents' tax filing status according to their tax return?

Married-filed joint return ?

IRS Data Retrieval Tool (DRT)

Applying is faster and easier if your parents transfer their tax return information into this FAFSA form with the IRS DRT!

[Proceed to the IRS >](#)

Parent IRS Info

What was your parents' adjusted gross income for 2019?

\$.00 ?

[Income Estimator](#) v

Parent Financials

Parent Income Earned from Work

How much did your Parent 1 (father/mother/stepparent) earn from working (wages, salaries, tips, etc.) in 2019?

\$ 80,000 .00 ?

How much did your Parent 2 (father/mother/stepparent) earn from working (wages, salaries, tips, etc.) in 2019?

\$ 80,000 .00 ?

Parent Additional IRS Info

Enter the amount of your parents' income tax for 2019.

This is the total amount of IRS Form 1040-line 14 minus Schedule 2-line 2.

\$ 25,000 .00 ?

Parent Questions for Tax Filers Only

Combat pay or special combat pay. **This should be zero for enlisted persons and warrant officers** (including commissioned warrant officers) because combat pay is entirely nontaxable. Only enter **taxable combat pay** included in your parents' adjusted gross income.

\$ 20,000 .00 ?

Student college grant and scholarship aid reported to the IRS in your parents' income. Includes AmeriCorps benefits (awards, living allowances, and interest accrual payments), as well as grant and scholarship portions of fellowships and assistantships.

\$ 20,000 .00 ?

Education credits (*American Opportunity Tax Credit* or *Lifetime Learning Tax Credit*) from IRS Form 1040 Schedule 3-line 3.

\$ 20,000 .00 ?

Untaxed portions of IRA distributions and pensions from IRS 1040-lines (4a + 4c) - (4b + 4d). **Exclude rollovers.**

Exclude rollovers. If negative, enter a zero here.

\$ 20,000 .00 ?

IRA deductions and payments to self-employed SEP, SIMPLE, Keogh, and other qualified plans from IRS form 1040 Schedule 1-total of lines 15+19.

\$ 20,000 .00 ?

Tax exempt interest income from IRS Form 1040-line 2a.

\$ 200 .00 ?

Parent Additional Financial Info

\$ 0 .00 ?

Earnings from work under a Cooperative Education Program offered by a college.

\$ 0 .00 ?

Taxable earnings from need-based employment programs, such as Federal Work-Study and need-based employment portions of fellowships and assistantships.

\$ 0 .00 ?

Parent Untaxed Income

Manutención recibida a favor de cualquiera de los hijos menores. No incluya los pagos por cuidado adoptivo temporal ni los pagos de asistencia por adopción.

\$ 0 .00 ?

Housing, food, and other living allowances paid to members of the military, clergy, and others (including cash payments and cash value of benefits). Don't include the value of on-base military housing or the value of a basic military allowance for housing.

\$ 0 .00 ?

Payments to tax-deferred pension and retirement savings plans (paid directly or withheld from earnings), including, but not limited to, amounts reported on the W-2 Form in Boxes 12a through 12d, codes D, E, F, G, H, and S. **Don't include** amounts reported in code DD (employer contributions toward employee health benefits).

\$ 0 .00 ?

Veterans noneducation benefits such as Disability; Death Pension; or Dependency and Indemnity Compensation (DIC); and/or VA Educational Work-Study allowances.

\$ 0 .00 ?

Other untaxed income not reported, such as workers' compensation, disability benefits, etc.

\$ 0 .00 ?

Parent Assets

On the day you submitted your FAFSA form, did the total amount of your parents' current assets exceed \$2,400.00? ?

Yes

No

[Previous Section](#)

[Next Section](#)

[FAFSA Home](#)

[Save](#)

Student Financials

✓ Student Demographics ✓ School Selection ✓ Dependency Status ✓ Parent Demographics ✓ Parent Financials **6** Student Financials ✓ Sign & Submit

STUDENT INFORMATION

Student Financials

⚠ Attention! You must provide financial information from your 2019 tax return on this page.

i Values were assumed for certain answers on your FAFSA® form. The assumed values display in the entry field and the reported values display above the entry field. Review the assumed values below and make corrections if necessary.

Student Tax Filing Status

For 2019, have you completed your IRS income tax return or another tax return?

Already completed

What income tax return did you file for 2019?

Transferred from the IRS

For 2019, what is your tax filing status according to your tax return?

Single

Student IRS Info

What was your adjusted gross income for 2019?

Transferred from the IRS

Student Financials

Student Income Earned from Work

How much did you earn from working (wages, salaries, tips, etc.) in 2019?

Transferred from the IRS ?

Did you file an IRS Schedule K-1 (Form 1065) for 2019? ?

Yes

No

Student Additional IRS Info

Enter the amount of your income tax for 2019.

Transferred from the IRS ?

Student Questions for Tax Filers

Combat pay or special combat pay. **This should be zero for enlisted persons and warrant officers** (including commissioned warrant officers) because combat pay is entirely nontaxable. Only enter taxable combat pay included in your (and, if married, your spouse's) adjusted gross income.

\$ 0 .00 ?

Student college grant and scholarship aid reported to the IRS in your income. Includes AmeriCorps benefits (awards, living allowances, and interest accrual payments), as well as grant and scholarship portions of fellowships and assistantships.

\$ 0 .00 ?

Education credits (*American Opportunity Tax Credit* or *Lifetime Learning Tax Credit*) from IRS.

Transferred from the IRS ?

Untaxed portions of IRA distributions and pensions from IRS Form.

Transferred from the IRS ?

IRA deductions and payments to self-employed SEP, SIMPLE, Keogh, and other qualified plans from IRS form.

Transferred from the IRS ?

Tax exempt interest income from IRS form.

Transferred from the IRS ?

Student Additional Financial Info

Child support you paid because of divorce or separation or as a result of a legal requirement. Don't include support for children in your household.

\$ 0 .00 ?

Earnings from work under a Cooperative Education Program offered by a college.

\$ 0 .00 ?

Taxable earnings from need-based employment programs, such as Federal Work-Study and need-based employment portions of fellowships and assistantships.

\$ 0 .00 ?

Student Untaxed Income

Child support received for all children. Don't include foster care or adoption payments.

\$ 0 .00 ?

Housing, food, and other living allowances paid to members of the military, clergy, and others (including cash payments and cash value of benefits). Don't include the value of on-base military housing or the value of a basic military allowance for housing.

\$ 0 .00 ?

Payments to tax-deferred pension and retirement savings plans (paid directly or withheld from earnings), including, but not limited to, amounts reported on the W-2 Form in Boxes 12a through 12d, codes D, E, F, G, H, and S. **Don't include** amounts reported in code DD (employer contributions toward employee health benefits).

\$ 0 .00 ?

Veterans noneducation benefits such as Disability; Death Pension; or Dependency and Indemnity Compensation (DIC); and/or VA Educational Work-Study allowances.

\$ 0 .00 ?

Other untaxed income not reported, such as workers' compensation, disability benefits, etc.

\$ 0 .00 ?

Money received or paid on your behalf (e.g., bills) that is not reported elsewhere on this form. This includes money that you received from a parent or other person whose financial information is not reported on this form and that is not part of a legal child support agreement.

\$ 0 .00 ?

Student Assets

On the day you submitted your FAFSA form, what was your total current balance of cash, savings, and checking accounts?

\$ 0 .00 ?

On the day you submitted your FAFSA form, what was the net worth of your investments, including real estate (not your home)?

\$ 0 .00 ?

On the day you submitted your FAFSA form, what was the net worth of your current businesses and/or investment farms? **Don't include** a family farm or family business with 100 or fewer full-time or full-time equivalent employees.

\$ 0 .00 ?

Previous Section

Next Section

Sign and Submit

By signing this application electronically using your FSA ID (username and password) and/or any other credential or by signing a signature page and mailing it to us, YOU, THE STUDENT, certify that you:

1. will use federal and/or state student financial aid only to pay the cost of attending an institution of higher education,
2. are not in default on a federal student loan or have made satisfactory arrangements to repay it,
3. do not owe money back on a federal student grant or have made satisfactory arrangements to repay it,
4. will notify your school if you default on a student loan, and
5. will not receive a Federal Pell Grant from more than one school for the same period of time.

By signing this application electronically using your username and password, and/or any other credential or by signing a signature page and mailing it to us, you certify that all of the information you provided is true and complete to the best of your knowledge and you agree, if asked:

1. to provide information that will verify the accuracy of your completed form
2. to provide U.S. or state income tax forms that you filed or are required to file.

You also certify that you understand that the Secretary of Education has the authority to verify information reported on your application with the Internal Revenue Service and other federal agencies.

If you sign this application or any document related to the federal student aid programs electronically using a username and password, and/or any other credential, you certify that you are the person identified by the username and password, and/or any other credential and have not disclosed that username and password, and/or any other credential to anyone else. If you purposely give false or misleading information, you may be fined up to \$20,000, sent to prison, or both.

[fafsa.2122.correction.signSubmit.studentAgreeToTermOutline.cta](#) ⓘ

Sign This FAFSA
Form

Confirmation

AN OFFICE OF THE U.S. DEPARTMENT OF EDUCATION

UNDERSTAND AID ▾
APPLY FOR AID ▾
COMPLETE AID PROCESS ▾
MANAGE LOANS ▾

TestXXXX ▾

[FAFSA Home](#)
[Exit FAFSA Form](#)
[Help](#)

Congratulations, TESTXXXX!

This is a confirmation that your 2021-2022 correction was successfully submitted to Federal Student Aid.

Confirmation Number: B 11500004400 01 07122021
12:27:37

Data Release Number (DRN): 2941

Here's what happens next:

- You will receive an email version of this page.
- In 3-5 business days, you will receive an email notifying you that your FAFSA form was processed.
- Your FAFSA information will be made available to your school(s), and they will use it to determine the aid you may be eligible to receive.
- Your school(s) will contact you if they need more information or when they are ready to discuss your financial aid award.
- If you have questions about your financial aid package, contact your school(s).

An abbreviated version of your confirmation page has been sent to you at the following email address:

test595011615@test.com

Share with your friends!

Special Circumstances/Special Circumstances With Unsubsidized Loan Only

Dependent Student Status

The screenshot shows a progress bar at the top with seven steps: Student Demographics (checked), School Selection (checked), Dependency Status (active), Parent Demographics, Parent Financials, Student Financials, and Sign & Submit. The main content area is titled 'STUDENT INFORMATION' and 'Dependent Student Status'. It contains explanatory text about being a dependent student and two radio button options. The 'Continue' button is highlighted in blue.

✓ Student Demographics ✓ School Selection 3 Dependency Status 4 Parent Demographics 5 Parent Financials 6 Student Financials 7 Sign & Submit

STUDENT INFORMATION

Dependent Student Status

Based on your answers to the dependency status questions, you are considered a **"dependent"** student. This means you must provide **parental** information. Select the "I will provide information about my parent(s)" option and select "Continue" to continue to "Parent Demographics" section.

If you have a special circumstance and are unable to provide parental information, under very limited circumstances, you may be able to submit your FAFSA® form without parental information. Select the "I am unable to provide information about my parent(s)" option and select "Continue" to get additional information. ⓘ

I will provide information about my parent(s).

I am unable to provide information about my parent(s).

Previous Continue

Impact of Not Providing Parent Information

Student Demographics ✓ School Selection ✓ **3** Dependency Status 4 Parent Demographics 5 Parent Financials 6 Student Financials 7 Sign & Submit

SCHOOL SELECTION

Impact of Not Providing Parent Information

If you continue to complete the application without providing parent information, the following will occur:

- We will **not** transfer any parent information from your last year's application into this year's FAFSA® form.
- We will **not** calculate your Expected Family Contribution (EFC), which colleges use to determine your financial aid package.
- You may be limited in the types of federal student aid that you are eligible to receive.
- You must follow up with the financial aid administrator at the college you plan to attend in order to find out how much student aid you are eligible to receive.

[Previous](#) [Continue](#)

Special Circumstances Qualifications

✓
Student Demographics

✓
School Selection

3
Dependency Status

4
Parent Demographics

5
Parent Financials

6
Student Financials

7
Sign & Submit

STUDENT INFORMATION

Special Circumstances Qualifications

You may still be eligible for some type of federal student aid without providing parent information. **Please read through the following options carefully.**

Special Circumstances Option

You must contact the financial aid administrator at the college you plan to attend if you believe you have a special circumstance that should be considered in determining your eligibility for federal student aid. However, not all situations are considered a special circumstance. For example, the following situations would **not** be considered as a special circumstance on his or her own:

- You do not live with your parent(s).
- Your parent(s) does not provide you with financial support.
- Your parent(s) refuses to contribute to your college expenses.
- Your parent(s) does not claim you as a dependent on his or her income tax return.
- Your parent(s) does not want to provide his or her information on your FAFSA® form.

Unsubsidized Loan Option

If you do not meet a requirement for a special circumstance and still choose to continue your application without providing parent information, you will only be considered for an unsubsidized

You must contact the financial aid administrator at the college you plan to attend if you believe you have a special circumstance that should be considered in determining your eligibility for federal student aid. However, not all situations are considered a special circumstance. For example, the following situations would **not** be considered as a special circumstance on his or her own:

- You do not live with your parent(s).
- Your parent(s) does not provide you with financial support.
- Your parent(s) refuses to contribute to your college expenses.
- Your parent(s) does not claim you as a dependent on his or her income tax return.
- Your parent(s) does not want to provide his or her information on your FAFSA® form.

Unsubsidized Loan Option

If you do not meet a requirement for a special circumstance and still choose to continue your application without providing parent information, you will only be considered for an unsubsidized loan. To request consideration for an unsubsidized loan, you must contact the financial aid administrator at the college you plan to attend.

Choose the appropriate option below based on your circumstances. ?

I will provide information about my parent(s).

I have a special circumstance and I am unable to provide information about my parent(s).

I do not have a special circumstance, and I am submitting my FAFSA® form without parent information to apply for an unsubsidized loan only.

Previous

Continue

Homelessness Circumstances

Student Homelessness Filter Question

The screenshot displays a progress bar at the top with seven steps: Student Demographics (checked), School Selection (checked), Dependency Status (active, circled 3), Parent Demographics (circled 4), Parent Financials (circled 5), Student Financials (circled 6), and Sign & Submit (circled 7). Below the progress bar, the text 'SCHOOL SELECTION' is followed by the title 'Student Homelessness Filter Question'. The question asks: 'On or after July 1, 2021, were you homeless or were you self-supporting and at risk of being homeless?' with a help icon. Two radio button options are provided: 'Yes' (selected) and 'No'. At the bottom, there are 'Previous' and 'Continue' buttons.

Student Demographics ✓ School Selection ✓ **3** Dependency Status 4 Parent Demographics 5 Parent Financials 6 Student Financials 7 Sign & Submit

SCHOOL SELECTION

Student Homelessness Filter Question

On or after July 1, 2021, were you homeless or were you self-supporting and at risk of being homeless? ⓘ

Yes

No

Previous Continue

Student Homelessness Questions

STUDENT INFORMATION

Student Homelessness Questions

At any time on or after July 1, 2020, did you receive a determination from any of the entities listed below that you were an unaccompanied youth who was homeless, or were self-supporting and at risk of being homeless?
Select all that apply or "None of the above."[?]

Your high school or school district homeless liaison

The director of an emergency shelter or transitional housing program funded by the U.S. Department of Housing and Urban Development

The director of a runaway or homeless youth basic center or transitional living program

None of the above

[Previous](#) [Continue](#)

Independent Student Status


STUDENT INFORMATION

Independent Student Status

You are considered an "**independent**" student. This means you are not required to answer questions about your parents.

However, you may want to answer questions about your parents if

- you are a law school or health profession student (such as a medical or nursing student), or
- your school requires parental information from all students.

Would you like to answer questions about your parents? 

Yes

No

Previous

Continue

Student Homelessness Questions

STUDENT INFORMATION

Student Homelessness Questions

At any time on or after July 1, 2021, did you receive a determination from any of the entities listed below that you were an unaccompanied youth who was homeless, or were self-supporting and at risk of being homeless?
Select all that apply or "None of the above." ⓘ

Your high school or school district homeless liaison

The director of an emergency shelter or transitional housing program funded by the U.S. Department of Housing and Urban Development

The director of a runaway or homeless youth basic center or transitional living program

None of the above

[Previous](#) [Continue](#)

Homeless or At Risk of Being Homeless

STUDENT INFORMATION

Homeless or at Risk of Being Homeless

Important: You indicated you are homeless or at risk of being homeless, and you answered "None of the above" when presented with the specific homeless questions. Read on for more information.

Homeless or at Risk of Being Homeless

Your financial aid administrator can decide that you meet both of the following conditions necessary to be considered homeless and, therefore, do not need to provide parental information:

- **You are homeless**, or self-supporting and at risk of being homeless. Homeless means you are lacking fixed, regular, and adequate housing, which includes living in shelters, parks, motels, hotels, public spaces, camping grounds, cars, abandoned buildings, or temporarily living with other people because you had nowhere else to go. Also, if you are living in any of these situations and fleeing an abusive parent, you may be considered homeless even if your parent would otherwise provide a place to live.
- **You are unaccompanied**, which means you are not living in the physical custody of your parent(s) or guardian(s).

If you believe that you meet these conditions and would like to follow up with the financial aid administrator at the college you plan to attend, select **Continue**.

[Previous](#)[Continue](#)

Impact of Not Providing Parent Information

Student Demographics ✓ School Selection ✓ **3** Dependency Status 4 Parent Demographics 5 Parent Financials 6 Student Financials 7 Sign & Submit

SCHOOL SELECTION

Impact of Not Providing Parent Information

If you continue to complete the application without providing parent information, the following will occur:

- We will **not** transfer any parent information from your last year's application into this year's FAFSA® form.
- We will **not** calculate your Expected Family Contribution (EFC), which colleges use to determine your financial aid package.
- You may be limited in the types of federal student aid that you are eligible to receive.
- You must follow up with the financial aid administrator at the college you plan to attend in order to find out how much student aid you are eligible to receive.

[Previous](#) [Continue](#)

Homeless or At Risk of Being Homeless Acknowledgement

STUDENT INFORMATION

Homeless or at Risk of Being Homeless Acknowledgement

Choose the appropriate option below based on your circumstances. ?

- I am unaccompanied and either homeless or at risk of being homeless, and will not provide information about my parent(s).
- I will provide information about my parent(s).

[Previous](#) [Continue](#)

Additional Resources

My Documents

Federal StudentAid
AN OFFICE OF THE U.S. DEPARTMENT OF EDUCATION

UNDERSTAND AID ▾ APPLY FOR AID ▾ COMPLETE AID PROCESS ▾ MANAGE LOANS ▾ [BILLaa](#) ▾

My Documents

Completed Documents

Select a document type from the dropdown above.

- Loan Counseling
- Master Promissory Note (MPN)
- Direct PLUS Loan Application
- Loan Consolidation Application
- Income-Driven Repayment Plan Application
- Completed Endorser Addendum
- TEACH Grant
- Public Service Loan Forgiveness (PSLF) Help Tool Forms
- Annual Student Loan Acknowledgment

Dashboard
My Aid
My Documents
Settings
My Enrollment
Log Out

Notifications

An official website of the United States government. Help Center English | Español

Federal StudentAid AN OFFICE OF THE U.S. DEPARTMENT OF EDUCATION

[UNDERSTAND AID](#) ▼
[APPLY FOR AID](#) ▼
[COMPLETE AID PROCESS](#) ▼
[MANAGE LOANS](#) ▼
🔔
👤
[BILLaa](#) ▼
🔍

Notifications

UNREAD NOTIFICATIONS	Mark Read
⚠️ You have 2 new TEACH Disclosures to review.	<input type="checkbox"/>
⚠️ You have 5 overpayments of federal student aid funds.	<input type="checkbox"/>
⚠️ You have 3 new correspondence to review.	<input type="checkbox"/>
⚠️ It's time to recertify your income-driven repayment plan. Complete your annual recertification.	<input type="checkbox"/>
✅ You had 2 student loan payments to DEPT OF ED/NELNET processed recently. View your payment history.	<input type="checkbox"/>
✅ You had 2 student loan payments to DEPT OF ED/GREAT LAKES processed recently. View your payment history.	<input type="checkbox"/>
🔔 Three student loan payments to DEPT OF ED/GREAT LAKES that were posted to your account were not processed. View payment history for more info.	<input type="checkbox"/>

[View Read Notifications](#)



Conclusion